

# HDD TOOL CATALOG

Volume 4



**ORDER  
YOUR WAY**  
**800-892-9114**  
**RadiusHDD.com**

# CALL. OR CLICK.

## Order Your Way.

**You're busy and we know it.**

So we've given you more ways to order, whether you are in the middle of town, or the middle of nowhere.

Just call our toll-free number. Or order online.

**You can even find Radius® tools at participating dealers worldwide.**





## Find It Fast

- Drive Chucks & Sub Savers **8**
- Starter Rods & Quick Connects **12**
- Rock Tools **14**
- Housings **22**
- Bits & Blades **30**
- Adaptors & Subs **36**
- Reamers **40**
- Swivels **48**
- Parts & Accessories **50**

## TOOL TRACKER

No more guessing. Reduce confusion and minimize downtime by having important rig and tooling specs in one place – here!



Rig Model		Fleet #	
Serial #			
Pump Model		Serial #	

Drive Chuck Part #	Overall Length	Flange OD	Pipe Thread
If 2 Piece Chuck	Sub Saver Part #	Flange OD	Pipe Thread

Drill Pipe Part #	Length	MFG	Thread
Vice Jaw Part # HYD	Vice Jaw Part # STAT	Pipe Size	Upset Diameter
Rod Wiper Part #	Single or Dual Split	Tube Size	
Thread Grease Part #	Brand	1, 2 or 5 Gallon Pail	

Quick Connect	Lead Rod Part #	Thread	Type or MFG
QC Collar	Flat to Flat Dim	Hex or Octagon	Pipe Thread
Sonde Housing #	Body Diameter	Thread	Electronics
Tallpiece Part #	Pipe Thread (Direct)	QC Thread (Type)	
Flat Blade Part #	Width	Thick	Bolts/SHCS
Rock Bit Part #	Thread/Connection	Cutter Teeth Part #	

Preference	Blonde	Brunette	Redhead
------------	--------	----------	---------

**RadiusHDD.com • 800.892.9114**

**GET YOUR  
FREE  
MAXI RIG  
T-SHIRT**



**WHEN YOU ORDER YOUR  
MAXI RIG CATALOG NOW!**

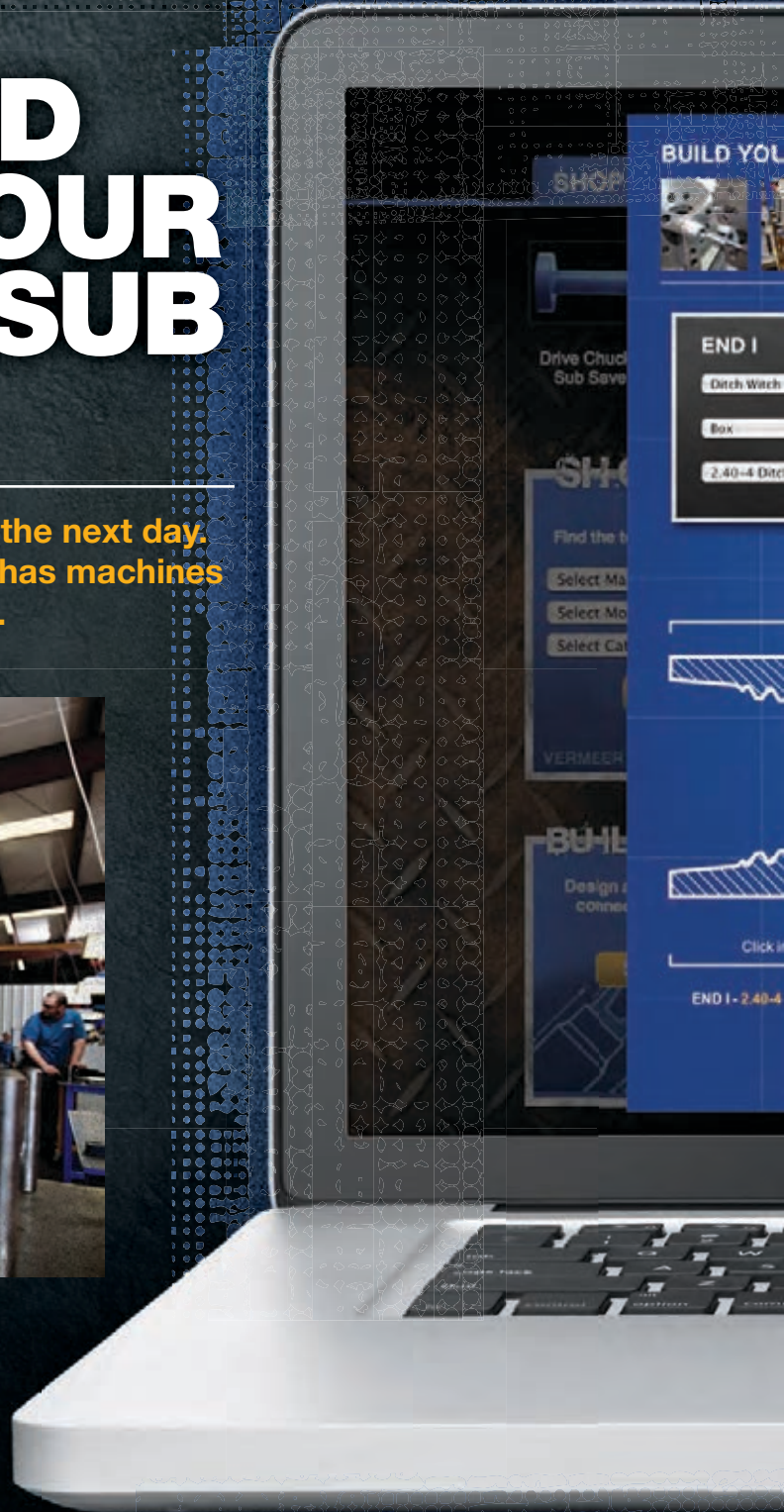
**RADIUS HAS PRODUCED LARGE PILOT TOOLS &  
ROCK BITS FOR MAXI RIGS FOR OVER 10 YEARS.**

While a large number of our customers own both class of machines, we understand the unique requirements and challenges of large rig operations. We've organized the most comprehensive collection of tools, supplies and accessories for large rig operators and pipeline contractors. Maxi tool and reamer repairs, custom subs and manufacturing services are also available.



# BUILD AND ORDER YOUR CUSTOM SUB ONLINE.

It's easy to use. And you can get it the next day. Because Radius (and only Radius) has machines dedicated to same-day production.



**A better experience,  
website to jobsite.**

Radius offers today's HDD Pro more than 800 tools. But one of the most important tools you can take advantage of is RadiusHDD.com.



# PRECISION MACHINED FOR PRECISE PERFORMANCE.

Our drive chucks are built to the exact specifications of the original equipment manufacturer using heat-treated alloy for maximum durability.

Ditch Witch Conversion Sub Savers

Part #	Fits Model	Thread Type	Overall Length	Price
953-0404	2020M1	2.375" FS1 (Pin Down) Conversion Sub Saver	6"	\$120.00
953-0409	JT1220	1.90" FS1 (Box Down) Conversion Sub Saver	5.5"	\$115.00
953-0410	JT1220	1.90" FS1 (Pin Down) Conversion Sub Saver	5.5"	\$115.00
953-0415	JT1220/2020	2.06" FS1 (Pin Down) Conversion Sub Saver	6.25"	\$120.00
953-0421	JT2720M1	2.375" FS1 (Pin Down) Conversion Sub Saver	11.25"	\$120.00
953-0426	JT3020M1	2.375" FS1 (Pin Down) Conversion Sub Saver	11.25"	\$225.00
953-0428	JT3020M1	2.375" FS1 (Box Down) Conversion Sub Saver	11.25"	\$225.00
953-0430	JT7020/8020/100	3.5" FS1 (Pin Down) Conversion Sub	14.9"	\$360.00
953-0431	JT7020/8020/100	3.5" FS1 (Box Down) Conversion Sub	14.9"	\$360.00



## Ditch Witch Compatible 1 Pc. Drive Chucks/Sub Savers


Part #	Fits Model	Thread Type	Overall Length	Price
953-0029	JT5	1.10 - 5 Pipe Box	6.5"	\$230.00
953-0030	JT520	1.21 - 6 Pipe Box	4.75"	\$220.00
953-0031	JT920	1.41 - 6 Pipe Box	6.375"	\$240.00
953-0032	JT922	1.30 - 5 Coarse Thread Pipe Box	9.5"	\$240.00
953-0218	JT922	1.41 - 6 Pipe Box	9.5"	\$240.00
953-0033	JT1220 / JT1220M1	1.47 - 4 Pipe Box	9.875"	\$420.00
953-0034	JT1720 / JT1720M1	1.69 - 6 Pipe Box	6.375"	\$280.00
953-0035	JT2020M1	1.94 - 4 Pipe Box (Square flange)	10.875"	\$460.00
953-0036	JT2720	1.94 - 4 Pipe Box	9.875"	\$385.00
953-0037	JT2720M1	2.11 - 6 Pipe Box	19.25"	\$595.00
953-0038	JT3020M1	2.11 - 6 Pipe Box	27.25"	\$695.00
953-0039	JT4020	2.40 - 4 Pipe Box	9.5"	\$650.00
953-0217	AT4020	3.25 Pipe Box		\$1,432.00
953-0040	JT4020M1	2.59 - 4 Pipe Box	20.5"	\$1,105.00
953-0041	JT7020 / JT8020 / JT100M1	3.27 - 4 Pipe Box	24.25"	\$975.00
953-0243	AT2720	2.77 - Pipe Box		\$725.00
953-0267	AT3020	2.77 - Pipe Box		\$765.00
953-0268	AT100	3.44 - Pipe Box		\$1,050.00
953-0335	2720M1	2.11-4 Pipe Box / Large Flange	19.375"	\$665.00
953-0367	JT100	3.27-4 Pipe Box	25.375"	\$975.00
953-0373	4020M1	2.59-4 Pipe Box / Large Flange	25.25"	\$1,165.00
953-0392	JT7020/JT8020/JT100	3.5" FS1 Box / Large Flange	25.375"	\$975.00

## Ditch Witch Conversion Drive Chucks

Part #	Fits Model	Thread Type	Overall Length	Price
953-0407	JT922 Box Down	1.66 Firestick 1 Pipe (200) (1PC)	9.9"	\$325.00
953-0256	JT922 Pin Down	1.66 Firestick 1 Pipe (200) (1PC)	10.9"	\$325.00
953-0411	JT1220 Box Down	1.90 Firestick 1 Pipe (250) (2PC)	10.75"	\$475.00
953-0412	JT1220 Pin Down	1.90 Firestick 1 Pipe (250) (2PC)	10.75"	\$475.00
953-0413	JT1220/JT2020 Box Down	2.06 Firestick 1 Pipe (400) (1PC)	10.25"	\$550.00
953-0416	JT1220/JT2020 Pin Down	2.06 Firestick 1 Pipe (400) (1PC)	11.5"	\$550.00
953-0214	JT2020 Box Down	2.375 Firestick 1 Pipe (600) (1PC)	11.25"	\$565.00
953-0403	JT2020 Pin Down	2.375 Firestick 1 Pipe (600) (2PC)	11.25"	\$565.00
953-0265	JT2720M1 Box Down (S-Flange)	2.375 Firestick 1 Pipe (600) (1PC)	19.3"	\$665.00
953-0423	JT2720M1 Pin Down (S-Flange)	2.375 Firestick 1 Pipe (600) (2PC)	19.3"	\$665.00
953-0417	JT2720M1 Box Down (L-Flange)	2.375 Firestick 1 Pipe (600) (1PC)	19.3"	\$695.00
953-0424	JT2720M1 Pin Down (L-Flange)	2.375 Firestick 1 Pipe (600) (2PC)	19.3"	\$695.00
953-0395	JT3020 Box Down	2.375 Firestick 1 Pipe (600) (1PC)	27.6"	\$1,285.00
953-0427	JT3020 Pin Down	2.375 Firestick 1 Pipe (600) (2PC)	27.6"	\$1,285.00
953-0391	JT7020/JT8020/JT100 Box Down (S-Flange)	3.5" Firestick 1 Pipe (800) (1PC)	24.3"	\$1,100.00
953-0269	JT7020/JT8020/JT100 Box Down (S-Flange)	3.5" Firestick 1 Pipe (800) (2PC)	24.3"	\$1,100.00
953-0432	JT7020/JT8020/JT100 Pin Down (S-Flange)	3.5" Firestick 1 Pipe (800) (2PC)	24.3"	\$1,100.00
953-0392	JT7020/JT8020/JT100 Box Down (L-Flange)	3.5" Firestick 1 Pipe (800) (2PC)	25.3"	\$1,200.00
953-0434	JT7020/JT8020/JT100 Pin Down (L-Flange)	3.5" Firestick 1 Pipe (800) (2PC)	25.3"	\$1,200.00



# Drive Chucks & Sub Savers



## Vermeer Compatible 2 Pc. Drive Chuck Assembly

Part #	Fits Model	Thread Type	Overall Length	Price
953-0001	D7x11	1.66 Firestick	12.25"	\$280.95
953-0005	D10x15	1.66 Firestick	13.25"	\$280.95
953-0008	D16x20	1.90 Firestick	13.5"	\$320.00
953-0042	D18x22 / D20x22	2.06 Firestick	13.5"	\$360.00
953-0274	D18x22	1.90 Firestick	13.5"	\$350.00
953-0012	D24x26	2.06 Firestick	17"	\$380.00
953-0015	D24x40 (Below SN# 383)	2.375 Firestick	14.5"	\$485.00
953-0212	D24x40 (Above SN# 384)	2.375 Firestick	16"	\$500.00
953-0211	D24x40 Series II	2.375 Firestick	18.5"	\$525.00
953-0020	D33x44 / D36x50	2.375 Firestick 650	16.5"	\$585.00
953-0048	D36x50 / D36x50 Series II	2.625 Firestick 700	17.5"	\$615.00
953-0023	D50x100	2.875 Firestick	17"	\$976.00
953-0270	D60x90 Series II	2.875 Firestick		\$950.00
953-0026	D50x100 / D55 x 100 / D75x100 / D80x100	3.5 Firestick	20"	\$976.00
953-0195	D100x120 / D100x120 Series II / D100x140	3.5 Firestick 1000	19.5"	\$1,024.00
953-0203	D50x100/D80/100/D100x120	3.5" FS1 Pin (800) Wireline	20"	\$1,400.00
953-0206	D100/120/D100/120 SII/D100x140	3.5" FS1 Pin (1000) Wireline	19.5"	\$1,500.00
953-0189	D33x44 / D36x50	2.375" FSII Drive Chuck Assy.		\$510.00
953-0128	D80x100 / D100x120	3.5" FSII Drive Chuck Assy.		\$1,295.00

## Vermeer Compatible Drive Chucks/Sub Savers

Part #	Fits Model	Thread Type	Shoulder-to-shoulder	Price
953-0003	D7x11 / D10x14 / D10x15	1.66 Firestick (200)	4"	\$72.00
953-0004	D7x11 Series II / D9x13 Series II	1.66 Firestick (200)	7"	\$115.00
953-0010	D16x20 / D18x22 / D20x22	1.90 Firestick (250)	4"	\$79.00
953-0011	D16x20 Series II	1.90 Firestick (250)	10.14"	\$160.00
953-0044	D18x22 / D20x22	2.06 Firestick (400)	6.5"	\$120.00
953-0014	D24x26	2.06 Firestick (400)	8"	\$110.00
953-0046	D20x22 Series II	2.06 Firestick (400)	10.14"	\$160.00
953-0047	D20x22FX Series II (No Flange required)	2.06 Firestick (400)	10.14"	\$110.00
953-0017	D24x40 ( Below serial number #383)	2.375 Firestick (600)	5.5"	\$116.00
953-0200	D24x40 (Serial number #383 and above)	2.375 Firestick (600)	7"	\$116.00
953-0019	D24x40 Series II	2.375 Firestick (600)	9.5"	\$150.00
953-0022	D33x44 / D36x50	2.375 Firestick (650)	7.92"	\$235.00
953-0201	D36x50	2.625 Firestick (700)	8.5"	\$265.00
953-0272	D36x50DR Outer Rod	2.625 Firestick (750)	9.5"	\$375.00
953-0025	D50x100	2.875 Firestick (900)	8.3"	\$326.00
953-0271	D60x90 Series II	2.875 Firestick (900)		\$326.00
953-0028	D50x100 / D80x100 / D100x120	3.5 Firestick (800)	7"	\$326.00
953-0197	D100x120 Series II	3.5 Firestick (1000)	7"	\$349.00
953-0018	D33x44 / D36x50	2-3/8" FSII Sub Saver		\$199.00

*D16x20  
Drive Chuck  
Assembly*



**DRIVE CHUCKS & SUB SAVERS**

Starter Rods & Quick Connects

Rock Tools

Housings

Bits & Blades

Adapters & Subs

Reamers

Swivels

Parts & Accessories

**Astec/Toro/Grundodril/Universal**

Part #	Fits Model	Thread Type	Price
953-0331	Aztec 1416	1.9" FS1 Pin	\$320.00
953-0370	Aztec3238	2-3/8" FS1 Pin	\$500.00
953-0351	TTX Drive Chuck Assy	1.66 FS1 Box	\$325.00
953-0383	Drive Chuck 3.5" FS1 (800)	Universal 90x120	\$976.00
953-0384	Drive Chuck 3.5" FS1 (1000)	Universal 90x120	\$1,024.00
953-0390	Drive Chuck 3.5" FS1 (1000)	Universal 100x120	\$1,024.00

**Misc. Sub Savers**

Part #	Fits Model	Thread Type	Price
953-0378	Sub Saver	2-7/8" IF Box Pin	\$400.00
953-0385	Drive Chuck 3.5" HXT (FSII)	Universal 100x120	\$510.00
953-0386	Sub Saver	DS-40 Box x Pin (4" Full Hole)	\$415.00
953-0387	Sub Saver 3.5" FS1 (1000)	Barbco BD100 &120 -20SC	\$425.00
953-0388	Sub Saver 3.5" IF Box x Pin		\$450.00

**Thread Lock Epoxy**

Part #	Fits Model	Thread Type	Price
954-0447	Jet Loc II	2pc Epoxy Resin/Activator	\$23.50

# Starter Rods & Quick Connects

**EASY TO USE.  
EASY TO ORDER.**



*Ditch Witch  
3" Octagon Collar*



*Vermeer  
2" Hex Collar*

## Collars

Radius collars feature our proprietary hard-facing matrix for increased durability and wear resistance. The collar fits over the flats on the starter rod, preventing over-torquing of the threads.

### Vermeer Compatible Hex Collars

Part #	Description	Fits Model	Price
953-0057	2" Hex Collar with Hardfacing 1.625" Low Profile	D7x11 / D9x13 / D10x14 / D10x15	\$65.00
953-0058	2.5" Hex Collar with Hardfacing 2.125" Low Profile	D16x20 Thru D40x40	\$99.00
953-0275	RM13 Collar (QF 300 Compatible)	w/ Hardsurfacing	\$130.00
953-0276	RM14 Collar (QF 400 Compatible)	w/ Hardsurfacing	\$130.00
953-0277	RM16 Collar (QF 460 Compatible)	w/ Hardsurfacing	\$150.00
953-0364	2.5" Hex Collar w/ Carbide Teeth and Hardfacing	D16x20 thru D40x40	\$165.00
953-0396	2" Hex Collar w/ Carbide Teeth and Hardfacing	D7x11 / D9x13 / D10x14 / D10x15	\$130.00
953-0397	RM13 Collar (QF 300 Compatible)	w/ Carbide teeth & Hardfacing	\$150.00
953-0398	RM14 Collar (QF 400 Compatible)	w/ Carbide teeth & Hardfacing	\$165.00
953-0399	RM16 Collar (QF 460 Compatible)	w/ Carbide teeth & Hardfacing	\$195.00

### Ditch Witch Compatible Octagon Collars

Part #	Description	Fits Model	Price
953-0070	1.5" Octagon Collar EZ2 with Hardfacing	JT520 / JT5	\$63.00
953-0071	2" Octagon Collar EZ2 with Hardfacing	JT920 / JT920L / JT922	\$105.00
953-0072	2.25" Octagon Collar EZ3 with Hardfacing	JT1220	\$99.00
953-0073	2.5" Octagon Collar EZ2 with Hardfacing	JT1720 / JT2020M1 / JT2720 / JT2720M1	\$95.00
953-0074	2.75" Octagon Collar EZ3 with Hardfacing	JT3020 Mach1 / AT2720M1 / AT3020M1	\$189.00
953-0075	3" Octagon Collar EZ2 with Hardfacing	JT4020 / JT 4020M1 / AT2720M1 / AT3020M1	\$159.00
953-0258	4.125" DW EZ2 Collar with Hardfacing	JT7020 / JT8020 / JT100	\$299.00
953-0220	2.75" OCT Collar EZ2 -4/HF	2720M1	\$115.00
953-0400	3" Octagon Collar EZ2 w/ Carbide Teeth & Hardfacing	4020/4020M1/AT2720M1/3020M1	\$235.00



*JT520  
EZ Connect*



*D33x44  
Starter Rod*

## Starter Rods

Starter rods give you a non-torqued connection for safe, easy attachment of your drilling tools and reamers.

### Vermeer Compatible Starter Rods

Part #	Description	Fits Model	Price
953-0055	1.625" LPT Box x 200 Firestick (1.66) Box	D6x6 / D7x11 / D9x13 / D10x14 / D10x15	\$214.00
953-0051	2.125" Low Profile Box x 250 Firestick (1.90) Box	D16x20	\$230.00
953-0052	2.125" Low Profile Box x 400 Firestick (2.06) Box	D18x22 / D20x22 / D24x26	\$237.00
953-0191	2.125" Low Profile Box x 600 Firestick (2.375) Box	D24x40	\$230.00
953-0050	2.125" Low Profile Box x 602 Firestick II (2.375) Box	D33x44 / D36x50	\$325.00
953-0053	2.125" Low Profile Box x 650 Firestick (2.375) Box	D33x44 / D36x50	\$259.00
953-0054	2.125" Low Profile Box x 700 Firestick (2.625) Box	D36x50	\$288.00
953-0215	2.125" LPT Box - 2.375" FS1 Pin 23" OAL	24x40 / JT25	\$300.00
953-0264	2.125" LPT Box - 2.375" FS1 Pin 36" OAL	24x40 / JT25	\$500.00
953-0278	1.66"FS1 Box - RM13 Box	VM D7x11/D10x15 Lead Rod	\$260.00
953-0279	1.90"FS1 Box- RM14 BOX (QF 400 Compatible)	VM D16x20 Lead Rod	\$285.00
953-0280	2.06"FS1 Box- RM14 Box (QF 400 Compatible)	VM D18x22/D20x22 Lead Rod	\$285.00
953-0281	2.375" FS1 Box- RM14 Box (QF 400 Compatible)	VM D24x40 Lead Rod	\$285.00
953-0282	2.375" FS1 Box- RM16 Box (QF 460 Compatible)	VM D24x40 Lead Rod	\$500.00
953-0283	2.375" FS1-650 Box-RM16 Box (QF 460 Compatible)	VM D36x50 Lead Rod	\$500.00
953-0284	2.625" FS1-700 Box- RM16 Box (QF 460 Compatible)	VM D36x50 Lead Rod	\$500.00
953-0285	2.625" FS1-750 Box- RM17 Box	VM D36x50DR Outer Rod LR	\$1,500.00

### Ditch Witch Quick Connect to Vermeer Pipe Starter Rods

Part #	Description	Fits Model	Price
953-0401	2.25" EZ Connect 2 Pin - 2.375" FS1 (600) Pipe	JT25	\$620.00
953-0406	1.31-6 EZ2 Pin - 1.1-5 DW Pipe Pin	JT5	\$287.00

### Ditch Witch Compatible Quick Connects

Part #	Description	Fits Model	Price
953-0059	1.5" EZ Connect	JT520	\$270.00
953-0060	2" EZ Connect 2	JT920 / JT920L	\$335.00
953-0061	2" EZ Connect 2	JT922	\$335.00
953-0062	2.25" EZ Connect 3	1220M1	\$440.00
953-0063	2.5" EZ Connect 2	JT1720	\$414.00
953-0064	2.5" EZ Connect 2	JT2020	\$440.00
953-0065	2.5" EZ Connect 2	JT2720	\$460.00
953-0066	2.75" EZ Connect 2	JT2720 Mach 1	\$480.00
953-0067	2.5" EZ Connect 2	JT2720 Mach 1	\$500.00
953-0068	2.75" EZ Connect 3	JT3020 Mach 1	\$505.00
953-0069	2.75" EZ Connect 2	JT4020 Mach 1	\$715.00
953-0241	2.25"-6 EZ3 Pin - 2.77"-4 DW AT Pin	2720 / 3020AT Lead Rod	\$650.00
953-0242	2.59"-4 DW Pin - 2.77"-4 DW Pin	AT2720AT/AT3020	\$585.00
953-0286	3.5" EZ2 DW Pin - 3.44" DW AT Pin	AT100 Lead Rod	\$700.00
953-0234	2.63"-6 EZ2 Pin - 2.40"-4 DW Pin	JT4020	\$587.00
953-0287	3.5" EZ2 Pin - 3.27"-4 DW Pin	JT7020 / JT8020 / JT100	\$700.00

### Vermeer Quick Connect to Ditch Witch Pipe Starter Rods

Part #	Description	Fits Model	Price
953-0221	2.125" LPT Box - 1.94"-4 DW Pin	JT2020	\$300.00
953-0253	2.125" LPT Box - 2.11"-4 DW Pin	JT2720M1 / JT3020M1	\$315.00

# THE LARGEST SELECTION. THE TOUGHEST TOOLS.

Radius is your go-to source for rock tools. We offer a wider selection than any aftermarket supplier. And no one builds a better bit. **Controlled cutting.** **Unsurpassed durability.** Radius the best choice for HDD Professionals.



## Rock Bits

**CARBIDE BUTTONS:** While competitive rock bits have pressed in buttons, Radius solders them in place. This allows us to use larger diameter carbides to grind cuttings more effectively so they flow more easily from the hole. It also provides better tool protection and delivers increased durability.

**CENTER AXIS CUTTING DESIGN:** Our thread-on bit design follows the centerline of the drill pipe and housing, minimizing vibration up the drill pipe and delivering greater control.

**OVERSIZED TOOTH SHANKS:** Broader at the base of the teeth, these provide added strength and durability in tough bores.

**REINFORCED SECONDARY CROWN:** Our secondary crown supports the cutting teeth in tough conditions, minimizing damage and wear to the tooth pocket.

**MORE TUNGSTEN CARBIDE SURFACE:** Experienced drillers know where the bit wears fastest. Radius builds-in added durability with precise carbide placement, extending the life of the tool and maintaining the level of control you need.

**RECESSED WATER PORTS:** While others put water ports on the cutting face where they can easily clog or wear, our recessed fluid ports are in the center of the bit to reduce the possibility of clogs and permanent bit damage.

**REAR WEAR PAD:** Radius' raised wear pad keeps the cutting teeth "in the cut" for greater control and steering. The carbide-studded pad further grinds cuttings to a more "floatable" size for easier spoil removal and a cleaner hole.

**KNOCKOUT HOLES:** No matter what size Radius bit, our knockout holes are all an inch long or less. This makes it easier for you to replace worn and broken teeth.

**STANDARD API THREADS:** Allow easy connections to both our patented rock housings and other existing sonde housings on the market.

**"OFF THE SHELF" COMPATIBILITY:** We designed Radius bits to work with "off-the-shelf" trencher teeth, making replacement more convenient and more affordable for you.



## Hot Shot Pull-Back Adaptor:

*With our patented Hot Shot adaptor, you don't have to waste time removing your bit to pull back. Just bolt on a Hot Shot and you're ready to go.*

Drive Chucks &  
Sub Savers

Starter Rods &  
Quick Connects

ROCK TOOLS

Housings

Bits &  
Blades

Adapters &  
Subs

Reamers

Swivels

Parts &  
Accessories

## Rock Bits

Our most versatile tool delivers greater steering and control in any type of soil conditions while letting you navigate loose rock and solid rock conditions, too. Combined with our patented Hot Shot pull-back adaptor, it's one of the most popular bits on the market today.

Rock Bits					
Part #	Description	Thread Connection	Cut Dia	Rig Class	Price
950-2750	2750 Series Rock Bit	2" IF Pin	4"	7-12K	\$1,800.00
950-3000	3000 Series Rock Bit	2" IF Pin	5"	12-22K	\$1,900.00
950-3500	3500 Series Rock Bit	2.375" Reg Pin	6"	24-44K	\$2,400.00
950-4500	4500 Series Rock Bit	2.875" Reg Pin	7"	50-100K	\$3,000.00
950-5000	5000 Series Rock Bit	3.5" Reg Pin	8"	100-250K	\$3,995.00
950-5001	5000 Series Rock Bit	3.5" IF Pin	8"	100-250K	\$3,995.00
950-6500	6500 Series Rock Bit	4.5" Reg Pin	10"	250-600K	\$4,890.00
950-8000	8000 Series Rock Bit	6.625" Reg Pin	14"	Over 600K	\$7,999.00
950-8001	8000 Series Rock Bit	4.5" IF Pin	14"	Over 600K	\$7,999.00
950-8002	8000 Series Rock Bit	4.5" Reg Pin	14"	Over 600K	\$7,999.00

## Rig Compatability

Vermeer	
Series	Fits Model
2750	D7x11 / D7x11 Series II / D9x13 Series II / D10x14 / D10x15
3000	D16x20 / D16x20 Series II / D18x22 / D20x22 / D20x22 Series II / D20x22 FX
3500	D24x40A / D24x40 Series II / D33x44 / D36x50 / D36x50 Series II
4500	D50x100A / D60x90 / D80x100 Series II / D100x120 / D100x120 Series II / D100x140
5000	D100x120 / D100x120 Series II / D100x140
6500	D330x500 / D500x500
8000	D750x900 / D1000x900 / D1320x900

Ditch Witch	
Series	Fits Model
2750	JT920 / JT920L / JT921 / JT922
3000	JT1220 Mach1 / JT1720 / JT1720 Mach1 / JT2020 Mach1
3500	JT25 / JT2720 / 2720M1 / AT2720 / JT3020M1 / AT3020 / JT4020 / JT4020M1 / AT4020
4500	JT7020 Mach1 / JT8020 Mach1 / JT100 / AT100
5000	JT100 / AT100

American Auger	
Series	Fits Model
4500	DD-6
5000	DD-10 / DD-220 / DD-220T
6500	DD-440 / DD-440T
8000	DD-625 / DD-1100 / DD-1100RS



Radius Hot Shot Pulling Adapter

Designed for fiber and small diameter projects



## Rock Bit Teeth

We designed our bits to use “off-the-shelf” trencher teeth, which are easier for you to find if you’re in a pinch. That’s not only more convenient, it’s more affordable for you, too.

Rock Bit Teeth		
Part #	Description	Price
954-0282	2750 Series Rock Tooth (Domed)	\$7.53
954-0244	2750 Radius Rock Bit Tooth	\$7.86
954-0237	3000 Radius Rock Bit Tooth	\$10.05
954-0383	3000 Radius Rock Bit Tooth (C Clip Style)	\$10.65
954-0238	3000 Radius Rock Tooth (Domed)	\$12.63
954-0241	3500 Radius Rock Bit Tooth	\$10.06
954-0384	3500 Series Rock Tooth (Frac – Long)	\$14.50
954-0242	3500 Radius Rock Bit Tooth (Domed)	\$16.44
954-0243	4500 Radius Rock Bit Tooth	\$24.75
954-0239	5000 Radius Rock Bit Tooth	\$23.44
954-0392	5000 Radius Rock Bit Tooth (Large)	\$40.50
954-0240	6500 Radius Rock Bit Tooth	\$46.68
954-0245	8000 for BRUTUS Tooth with Hardfacing	\$92.55



Drive Chucks & Sub Savers

Starter Rods & Quick Connects

**ROCK TOOLS**

Housings

Bits & Blades

Adapters & Subs

Reamers

Swivels

Parts & Accessories

## Cobble Bits

The Radius cobble bit is designed to maximize productivity and durability in cobble and loose rock conditions. With its carbide face and scooped profile, this pilot offers stable cutting action, but also provides improved navigational characteristics. Cobble is never easy – this bit changes the game.

Cobble Bits					
Part #	Description	Thread Connection	Cut	Rig Class	Price
950-3505	3500 Series Cobble Bit	2.375" Reg Pin	5"	24-44K	\$1,295.00
950-4505	4500 Series Cobble Bit	2.875" Reg Pin	6"	50-100K	\$1,995.00
950-5005	5000 Series Cobble Bit	3.5" Reg Pin	7"	100-250K	\$2,995.00

## Rig Compatability

Vermeer	
Series	Fits Model
3500	D2440A / 24x40 series II / D33x44 / D36x50 / D35x50 series II
4500	D50x100 / D60x90 / D80x100 Series II / D100x120 / D100x120 Series II / D100x140
5000	D100x120 / D100x120 Series II / D100x140

Ditch Witch	
Series	Fits Model
3500	JT25 / JT2720 / JT2720 M1 / AT2720 / JT3020M1 AT3020 / JT4020 / JT4020M1 / AT4020
4500	JT7020M1 / JT8020M1 / JT100 / AT100
5000	JT100 / AT100

American Auger	
Series	Fits Model
4500	DD-6
5000	DD-10/ DD-220 / DD-220T



## Tricones

Part #	Description	Thread Connection	Price
950-1023	5.5" Focus TCI Tricone (New)	2.875" Reg Pin	\$2,190.00
950-1044	5.875" Focus TCI Tricone	3.5" Reg Pin	\$2,235.00
950-1008	6" TCI Focus Tricone (New)	2.875" API Reg, AIDC 5-2-7	\$2,235.00
950-1011	6.5" Focus TCI Tricone (New)	3.5" API Reg	\$2,235.00
950-1012	6.75" Focus TCI Tricone (New)	3.5" API Reg	\$2,315.00
950-1013	7.875" Focus TCI Tricone (New)	4.5" API Reg	\$5,466.00
950-1014	8.5" Focus TCI Tricone (New)	4.5" API Reg	\$7,125.00
950-1015	9.875" Focus TCI Tricone (New)	6.625" API Reg	\$8,705.00
950-1016	12.25" Focus TCI Tricone (New)	6.625" API Reg	\$13,115.00
950-1009	5.5" Focus Mill Tooth	2.875" API Reg Pin	\$1,756.00
950-1010	6" Focus Mill Tooth (New)	3.5" API Reg	\$1,876.00
950-1017	6.5" Focus Mill Tooth	3.5" API Reg	\$2,218.00
950-1018	6.75" Focus Mill Tooth	3.5" API Reg	\$2,218.00
950-1019	7.875" Focus Mill Tooth	4.5" API Reg	\$3,100.00
950-1020	9.875" Focus Mill Tooth	6.625" API Reg	\$5,842.00
950-1021	12.25" Focus Mill Tooth	6.625" API Reg	\$10,303.00



TCI Tricone Bit




Mill Tooth Tricone Bit



PDC Bit

## PDC Bits

Part #	Description	Thread Connection	Price
950-1038	3.875" PDC Bit 5-Blade	2.375" Reg Pin	\$2,175.00
950-1046	4" PDC Bit 5-Blade	2.375" Reg Pin	\$2,410.00
950-1047	4.5" PDC Bit 5-Blade	2.375" Reg Pin	\$2,825.00
950-1048	5" PDC Bit 5-Blade	2.875" Reg Pin	\$3,250.00
950-1045	5.125" PDC Bit 5-Blade	2.875" Reg Pin	\$3,250.00
950-1049	5.5" PDC Bit 5-Blade	2.875" Reg Pin	\$3,250.00
950-1050	6" PDC Bit 5-Blade	3.5" Reg Pin	\$3,685.00
950-1051	6.5" PDC Bit 5-Blade	3.5" Reg Pin	\$4,250.00
950-1039	7.875" PDC Bit 5-Blade	4.5" Reg Pin	\$5,800.00
950-1040	8.5" PDC Bit 5-Blade	4.5" Reg Pin	\$7,110.00
950-1041	8.75" PDC Bit 5-Blade	4.5" Reg Pin	\$7,725.00
950-1042	9.875" PDC Bit 6-Blade	6.625" Reg Pin	\$11,797.50
950-1043	12.25" PDC Bit 6-Blade	6.625" Reg Pin	\$17,941.00



## Glacier Bit

Made to move rock, our design is field-proven to cut and steer through loose rock and cobble.

Glacier Bits					
Part #	Description	Thread Connection	Cut	Rig Class	Price
950-3002	3000 Glacier Bit	2" IF Pin	4"	24-44K	\$1,250.00
950-3502	3500 Glacier Bit	2.375" Reg Pin	5"	50-100K	\$1,600.00
950-4502	4500 Glacier Bit	2.875" Reg Pin	6"	100-250K	\$1,895.00

## Single Roller Cone Bit

Our proprietary design delivers better steering than any competitive bit, while a carbide-covered steering plate and additional carbide on the face delivers better grinding capabilities for your solid rock jobs.

Single Roller Cone Bits					
Part #	Description	Thread Connection	Cut	Rig Class	Price
950-3001	3000 Single Roller Cone Bit	2" IF Pin	5"	16-24K	\$1,400.00
950-3501	3500 Single Roller Cone Bit	2.375" Reg Pin	6"	24-40K	\$2,000.00
950-4501	4500 Single Roller Cone Bit	2.875" Reg Pin	7"	50-100K	\$2,250.00
950-5003	5000 Single Roller Cone Bit	3.5" Reg Pin	9"	100-250K	\$3,550.00

## Rig Compatibility

Vermeer	
Series	Fits Model
3000	D16x20 / D16x20 Series II / D18x22 / D20x22 / D20x22 Series II / D20x22 FX / D24x26
3500	D24x40A / D24x40 Series II / D33x44 / D36x50 / D36x50 Series II
4500	D50x100A / D60x90 / D80x100 Series II / D100x120 / D100x120 Series II / D100x140
5000	D100x120 / D100x120 Series II / D100x140

Ditch Witch	
Series	Fits Model
3000	JT1220 Mach1 / JT1720 / JT1720 Mach1 / JT2020 Mach1
3500	JT25 / JT2720 / 2720M1 / AT2720 / JT3020M1 / AT3020 / JT4020 / JT4020M1 / JT4020M1
4500	JT7020 Mach1 / JT8020 Mach1 / JT100 / AT100

American Auger	
Series	Fits Model
4500	DD-6 / DD-10 / DD-220 / DD-220T




## Thread-On Blade Adaptor

Make your rock housing even more versatile with our thread-on dirt blade adaptor. The replaceable jetting nozzle minimizes clogging and maximizes jetting pressure.

Thread-On Blade Adaptors

Part #	Description	Thread Connection	Price
952-0092	Ditch Witch 5 Bolt (12mm)	2" IF Pin - 2.75" dia	\$310.00
952-0085	Ditch Witch 5 Bolt (12mm)	2" IF Pin - 3" dia	\$315.00
952-0086	Ditch Witch 5 Bolt (12mm)	2.375" Reg Pin	\$375.00
952-0087	Ditch Witch 6 Bolt (16mm)	2.375" Reg Pin	\$395.00
952-0088	Ditch Witch 6 Bolt (20mm)	2.875" Reg Pin	\$775.00
952-0096	Ditch Witch 6 Bolt (20mm)	3.5" Reg Pin	\$850.00
952-0126	Ditch Witch 6 Bolt (20mm)	4.5" Reg Pin	\$965.00
952-0093	Vermeer 6 Bolt (.5"-13)	2" IF Pin - 2.75" dia	\$310.00
952-0082	Vermeer 6 Bolt (.5"-13)	2" IF Pin - 3" dia	\$325.00
952-0083	Vermeer 6 Bolt (.5"-13)	2.375" Reg Pin	\$390.00
952-0084	Vermeer 6 Bolt (.625"-11)	2.875" Reg Pin	\$775.00
952-0089	Vermeer 6 Bolt (.625"-11)	3.5" Reg Pin	\$850.00
952-0090	Vermeer 6 Bolt (.625"-11)	3.5" IF Pin	\$850.00
952-0091	Vermeer 6 Bolt (.625"-11)	4.5" Reg Pin	\$965.00
952-0137	Vermeer 6 Bolt (.75"-10)	3.5" Reg Pin	\$850.00
952-0138	Vermeer 6 Bolt (.75"-10)	4.5" Reg Pin	\$965.00



# THE TOUGHEST, MOST VERSATILE HOUSING AVAILABLE.



**Only RADIUS rock housings give you:**

**ENHANCED SONDE PROTECTION:**

With our recessed cavity design, the sonde is secured into the body of the housing and locked in place. Rubber o-rings minimize vibration and protect the beacon inside the cavity.

**ROCK-SOLID DURABILITY:**

Our patented smaller cavity opening can withstand the heavy torque and flex loads that are generated when using rock bits. While others use a hollowed-out design, Radius rock housings have a solid 3/4" door — the thickest in the industry.

**EXTRAORDINARY FLEXIBILITY:**

Radius housings are the only side-loads to accept all electronics including Digitrak® 15" sonde and 19" deep sonde, Subsite® 86" series beacons as well as wire-line systems and high-flow models. Nonmagnetic housings are also available for geo-navigation systems.

**BETTER PERFORMANCE:**

While others use lower-quality rubber sonde blocks that don't transfer heat, we machine ours from aluminum. This is critical for the heat sensor in the beacon to receive real-time temperature data soon enough to avoid damaging your electronics.

**HASSLE-FREE CONNECTIONS:**

Using replaceable connection subs, the Radius rock housing can be connected to any HDD rig.

**Rock Housings**

Part #	Description	Diameter	Connection	Electronics	Rig Class	Price
951-2750	2700 Series Rock Housing	2.75"	2" IF Box x Box	15" Digitrak	6-14K	\$1,700.00
951-2751	2700 Series Rock Housing	2.75"	2" IF Box x Box	Subsite 86 Series	6-14K	\$1,700.00
951-3000	3000 Series Rock Housing	3.25"	2" IF Box x 3000 Radius Pin	15" Digitrak & Subsite 86 Series	15-22K	\$2,300.00
951-3500	3500 Series Rock Housing	3.5"	2.375" Reg Box x 3500 Radius Pin	15" & 19" Digitrak & Subsite 86 Series	24-44K	\$2,500.00
951-3510	3500 Series High Flow Rock Housing	3.5"	2.375" Reg Box x 3500 Radius Pin	15" & 19" Digitrak & Subsite 86 Series	24-44K	\$2,850.00
951-4500	4500 Series High Flow Rock Housing	4.25"	2.875" Reg Box x 4500 Radius Pin	15" & 19" Digitrak & Subsite 86 Series	50-100K	\$3,100.00
951-5000	5000 Series High Flow Rock Housing	5"	3.5" Reg Box x 5000 Radius Pin	15" & 19" Digitrak & Subsite 86 Series	100-250K	\$4,300.00
951-6500	6500 Series High Flow Rock Housing	6.5"	4.5" Reg Box x 6500 Radius Pin	15" & 19" Digitrak & Subsite 86 Series	250-600K	\$4,950.00




**Find connection subs**  
on pages 25-27.

The Radius Box x Box Sonde Housing offers unmatched flexibility in connections and tooling, perfect for medium to hard ground conditions and built with the same Radius durability in mind.

### Box X Box Sonde Housings

Part #	Description	Diameter	Connection	Electronics	Rig Class	Price
951-2750	2700 Series Rock Housing	2.75"	2" IF Box x Box	15" Digitrack	6-14K	\$1,700.00
951-2751	2700 Series Rock Housing	2.75"	2" IF Box x Box	Subsite 86 Series	6-14K	\$1,700.00
951-3020	2' IF Box to Box (Subsite)	3"		Subsite BV2 / 86B	15-22K	\$1,200.00
951-3030	2' IF Box to Box (DCI)	3"		Digitrack 15"	15-22K	\$1,200.00
951-3520	2.375" API Reg Box to Box (Subsite)	3.5"		Subsite BV2 / 86B	24-44K	\$1,300.00
951-3530	2.375" API Reg Box to Box (DCI)	3.5"		Digitrack 15"	24-44K	\$1,300.00
951-4520	2.875" API Reg Box to Box (Subsite)	4.25"		Subsite BV2 / 86B	50-100K	\$2,000.00
951-4530	2.875" API Reg Box to Box (DCI)	4.25"		Digitrack 15"	50-100K	\$2,000.00



Only Radius offers side load housings with a patented small access window. Only drillers who have wasted hours digging their sonde out of a typical end load housing know why we do.

### End Load Sonde Housings

Part #	Description	Diameter	Connection	Electronics	Rig Class	Price
951-4501	End Load Housing(DCI)	4.5"	2.875" IF Box x 2.875" Reg Box	DCI 15 & 19"	50-100K	\$3,900.00
951-5001	End Load Housing(DCI)	5"	3.5" IF Box x 3.5" Reg Box	DCI 15 & 19"	100-250K	\$4,500.00
951-6501	End Load Housing(DCI)	6.5"	4.5" IF Box x 4.5" Reg Box	DCI 15 & 19"	200K -350K	\$5,200.00



### Rig Compatibility

Vermeer	
Series	Fits Model
2700	D7x11 / D7x11 Series II / D9x13 Series II / D10x14 / D10x15
3000	D16x20 / D16x20 Series II / D18x22 / D20x22 / D20x22 Series II / D20x22 FX
3500	D24x40A / D24x40 Series II / D33x44 / D36x50 / D36x50 Series II
4500	D50x100A / D60x90 / D80x100 Series II / D100x120 / D100x120 Series II / D100x140
5000	D100x120 / D100x120 Series II / D100x140
6500	D330x500 / D500x500

Ditch Witch	
Series	Fits Model
2700	JT920 / JT920L / JT921 / JT922 / JT1220
3000	JT1220 Mach1 / JT1720 / JT1720 Mach1 / JT2020 Mach1
3500	JT25 / JT2720 / 2720M1 / AT2720 / JT3020M1 / AT3020 / JT4020 / JT4020M1 / JT4020M1
4500	JT7020 Mach1 / JT8020 Mach1 / JT100 / AT100
5000	JT100 / AT100

**Find Box X Box connection subs**

on pages 37-39.

**Find End Load Sonde Housing subs**

on pages 25-27.

Drive Chucks & Sub Savers

Starter Rods & Quick Connects

Rock Tools

**HOUSINGS**

Bits & Blades

Adapters & Subs

Reamers

Swivels

Parts & Accessories

## Got The Radius Rock Housing? Get The Sub.

We have hundreds of connection subs in stock, including the perfect match for your **Radius End Load** and **Rock Sonde Housings**.

**Find  
compatible  
 housings**

on page 23.



**953-0165**

4.5" Radius Housing BOX x DW 2.40-4 (JT4020) **PIN**



## 2700 SERIES Connections

Part #	Description	Connection To	Fits Model	Price
<b>DITCH WITCH Pipe Connections</b>				
953-0076	2" IF Pin x 1.21"-6 Pipe Pin	Ditch Witch	JT 520	\$155.00
953-0077	2" IF Pin x 1.41"-6 Pipe Pin	Ditch Witch	JT 920 / JT 920L / JT 921 / JT 922	\$155.00
953-0078	2" IF Pin x 1.47"-4 Pipe Pin	Ditch Witch	JT1220 Mach 1	\$155.00
953-0079	2" IF Pin x 1.69"-6 Pipe Pin	Ditch Witch	JT 1720 / JT 1720 Mach 1	\$155.00
953-0080	2" IF Pin x 1.94"-4 Pipe Pin	Ditch Witch	JT 2020 Mach 1 / JT 2720	\$155.00
953-0081	2" IF Pin x 2.11"-4 DW Pin	Ditch Witch	JT2720M1 / JT3020M1	\$155.00
<b>DITCH WITCH EZ Connections</b>				
953-0082	2" IF Pin x 1.31"-6 E22 Box	Ditch Witch	JT520	\$169.00
953-0083	2" IF Pin x 1.63"-6 E22 Box	Ditch Witch	JT920 / JT920L / JT921 / JT922	\$169.00
953-0084	2" IF Pin x 1.88"-4 E23 Box	Ditch Witch	JT1220 Mach 1	\$169.00
953-0085	2" IF Pin x 2"-6 E22 Box	Ditch Witch	JT1720 / JT1720 Mach 1 / JT2020 Mach 1 / JT2720	\$169.00
953-0086	2" IF Pin x 2.25"-6 E22 Box	Ditch Witch	JT2720 Mach 1	\$169.00
953-0087	2" IF Pin x 2.25"-6 E23 Box	Ditch Witch	JT3020 Mach 1	\$169.00
<b>VERMEER Pipe Connections</b>				
953-0105	2" IF Pin x 1.66" Firestick 200 Box	Vermeer	D6x6 / D9x13 / D1015 / D7x11	\$155.00
953-0106	2" IF Pin x 1.90" Firestick 250 Box	Vermeer	D16x20 / D18x22	\$155.00
953-0107	2" IF Pin x 2.06" Firestick 400 Box	Vermeer	D20x22 / D24x26	\$155.00
953-0108	2" IF Pin x 2.375" Firestick 600 Box	Vermeer	D24x40 / D24X40 II / D40x40	\$155.00
<b>VERMEER Quick Connects</b>				
953-0109	2" IF Pin x 1.625" Low Profile Pin	Vermeer	D6x6 / D9x13 / D10x15	\$169.00
953-0110	2" IF Pin x 2.125" Low Profile Pin	Vermeer	D16x20 thru D36x50	\$169.00
953-0166	2" IF Pin x VM 1.90" PIN (16x20)	Vermeer	D16x20	\$155.00
953-0210	2" IF Pin x 2.375" FS1-650 Pin	Vermeer	D33x44 & 36x50	\$175.00


## 3000 SERIES Connections

Part #	Description	Connection To	Fits Model	Price
<b>Pipe Connections</b>				
953-0131	3" R-Box x 2.375" API REG Box	API		\$265.00
953-0130	3" R-Box x DD2024 Pipe Box	Astec / Case	DD2024	\$265.00
953-0129	3" R-Box x 2" UNJ with Hex	Astec / Case	DD2024	\$265.00
953-0145	3" R-Box x Drillto 60mm Box	Drillto	ZT-18	\$265.00
<b>DITCH WITCH Pipe Connections</b>				
953-0185	3" R-Box X 1.69"-6 Pipe Pin	Ditch Witch	JT1720 / JT1720M1	\$265.00
953-0149	3" R-Box x 1.47"-4 Pipe Pin	Ditch Witch	JT1220 Mach 1	\$265.00
953-0153	3" R-Box x 1.94"-4 Pipe Pin	Ditch Witch	JT2020M1 / JT27420	\$265.00
<b>DITCH WITCH EZ Connections</b>				
953-0150	3" R-Box x 1.88"-6 E23 Box	Ditch Witch	JT1220 Mach 1	\$265.00
953-0151	3" R-Box x 2"-6 E22 Box	Ditch Witch	JT1720 / JT2020M1 / JT2720 / 1720M	\$265.00
953-0152	3" R-Box x 2.25"-6 E22 Box	Ditch Witch	JT2720M1	\$265.00
<b>VERMEER Pipe Connections</b>				
953-0169	3" R-Box x 1.90" Firestick 250 Box	Vermeer	D16x20 / D18x22	\$265.00
953-0170	3" R-Box x 2.06" Firestick I Box	Vermeer	D18x22 / D20x22 / D24x26	\$265.00
953-0167	3" R-Box x 2.375" Firestick 600 Box	Vermeer	D24x40 / D24X40 II / D40x40	\$265.00
<b>VERMEER Quick Connects</b>				
953-0168	3" R-Box x 2.125" Low Profile Pin	Vermeer	D16x20 Thru D36x50	\$265.00
953-0193	Radius Sub - 3.0" R-BOX	Vermeer	RM14 Pin (QF 400 Compatible)	\$265.00
953-0304	Radius Sub - 3.0" R-BOX	Vermeer	RM13 PIN (QF 300 Compatible)	\$265.00

# Housings

## 3500 SERIES Connections

Part #	Description	Connection To	Fits Model	Price
<b>Pipe Connections</b>				
953-0133	3.5" R-Box x 2.375" API Reg Box	API		\$295.00
953-0132	3.5" R-Box x Astec Quick Connect	Astec		\$295.00
953-0134	3.5" R-Box x DD3238 Astec Pipe Pin	Astec	D3238	\$295.00
953-0146	3.5" R-Box x Drillto 73mm Box	Drillto	ZT-25 / ZT-35	\$295.00
953-0135	3.5" R-Box x 2.875" IF Box	IF	DD6 / DD10	\$295.00
953-0198	3.5" R-Box x Blank (10" OAL)	BLANK		\$235.00
953-0235	Radius Sub - 3.5" R-Box - 2.375" IF Box	IF		\$295.00
953-0328	Radius Sub - 3.5" R-BOX -	DWTXS 300 Box	DWTXS 300	\$295.00
<b>DITCH WITCH Pipe Connections</b>				
953-0156	3.5" R-Box x 1.94"-4 Pipe Pin	Ditch Witch	JT2020M1 / JT2720	\$295.00
953-0157	3.5" R-Box x 2.11"-4 Pipe Pin	Ditch Witch	JT2720M1 / JT3020M1	\$295.00
953-0159	3.5" R-Box x 2.40"-4 Pipe Pin	Ditch Witch	JT4020	\$295.00
953-0161	3.5" R-Box x 2.59"-4 Pipe Pin	Ditch Witch	JT4020M1	\$295.00
953-0194	3.5" R-Box x 2.59"-4 Pipe Box	Ditch Witch	JT4020M1	\$295.00
953-0162	3.5" R-Box x 2.77"-4 Pipe Pin	Ditch Witch	JT2720AT / JT3020AT	\$295.00
953-0305	3.5" R-Box x 3.25"-4 Pin	Ditch Witch	AT4020	\$325.00
<b>DITCH WITCH EZ Connections</b>				
953-0158	3.5" R-Box x 2"-6 EZ2 Box	Ditch Witch	JT2720	\$295.00
953-0154	3.5" R-Box x 2.25"-6 EZ2 Box	Ditch Witch	JT2720M1	\$295.00
953-0160	3.5" R-Box x 2.25"-6 EZ3 Box	Ditch Witch	JT3020M1	\$295.00
953-0155	3.5" R-Box x 2.63"-6 EZ2 Box	Ditch Witch	JT4020 / JT4020M1	\$295.00
<b>Quick Connects</b>				
953-0209	3.5" R-Box x 2.5" Railhead Ramon® Pin	Railhead	Railhead Quick Connect Lead Rod	\$295.00
953-0306	3.5" R-Box x 2" Railhead Ramon Pin	Railhead	Railhead Quick Connect Lead Rod	\$295.00
<b>VERMEER Pipe Connections</b>				
953-0171	3.5" R-Box x 2.375" Firestick 600 Box	Vermeer	D24x40 / D24X40 II / D40x40	\$295.00
953-0174	3.5" R-Box x 2.375" Firestick 650 Box	Vermeer	D36x50	\$295.00
953-0192	3.5" R-Box X 2.625" Firestick 700 Box	Vermeer	D36x50	\$295.00
953-0173	3.5" R-Box x 2.875" Firestick 900 Box	Vermeer	D50x100	\$295.00
953-0251	3.5" R-Box x 2.375" Firestick 600 (12" OAL)	Vermeer	D24x40 / D24x40 Series II / D40x40	\$305.00
953-0252	3.5" R-Box x 2.625" Firestick 700 (12" OAL)	Vermeer	D36x50 / D36x50 Series II	\$305.00
<b>VERMEER Quick Connects</b>				
953-0172	3.5" R-Box x 2.125" Low Profile Pin	Vermeer	D16x20 thru D36x50	\$295.00
953-0249	Radius Sub - 3.5" R-BOX	Vermeer	RM14 Pin (QF 400 Compatible)	\$295.00
953-0307	Radius Sub - 3.5" R-BOX	Vermeer	RM16 Pin (QF 460 Compatible)	\$295.00



Radius Sub  
JT3020 Mach 1 EZ3

## 4500 SERIES Connections

Part #	Description	Connection To	Fits Model	Price
	Pipe Connections			
953-0139	4.5" R-Box x 2.875" API Reg Pipe Box	API		\$325.00
953-0140	4.5" R-Box x 3.5" API Reg Pipe Box	API		\$325.00
953-0147	4.5" R-Box x Drillto 73mm Box	Drillto	ZT-25 / ZT-35	\$325.00
953-0137	4.5" R-Box x 2.875" IF Pipe Box	IF	DD6 / DD10	\$325.00
953-0138	4.5" R-Box x 3.5" IF Pipe Box	IF		\$325.00
953-0327	Radius Sub - 4.5" R-BOX -	DWTXS 380 Box	DWTXS 380	\$325.00
	DITCH WITCH Pipe Connections			
953-0164	4.5" R-Box x 3.27"-4 Pipe Pin	Ditch Witch	JT7020 / JT8020 / JT100	\$325.00
953-0165	4.5" R-Box x 2.40"-4 Pipe Pin	Ditch Witch	JT4020	\$325.00
953-0186	4.5" R-Box x 2.59"-4 Pipe Pin	Ditch Witch	JT4020M1	\$325.00
953-0187	4.5" R-Box x 3.25"-4 Pipe Pin	Ditch Witch	AT4020	\$325.00
953-0308	4.5" R-Box x 3.44"-4 Pipe Pin	Ditch Witch	AT100	\$350.00
953-0213	Radius Sub - 4.5" R-Box DW 3.27 Box	Ditch Witch	JT7020 / JT8020 / JT100	\$325.00
	DITCH WITCH EZ Connections			
953-0163	4.5" R-Box x 2.63"-6 EZ2 Box	Ditch Witch	JT4020 / JT4020 Mach 1 / AT2720 / AT3020	\$325.00
953-0332	4.5" R-Box x 3.5"-6 EZ Box	Ditch Witch	JT7020 / JT8020 / JT100 / AT100	\$325.00
	VERMEER Pipe Connections			
953-0177	4.5" R-Box x 2.875" Firestick 900 Box	Vermeer	D50x100	\$325.00
953-0175	4.5" R-Box x 3.5" Firestick 800 Box	Vermeer	D50x100	\$325.00
953-0176	4.5" R-Box x 3.5" Firestick II Box	Vermeer	D80x100 / 100x120	\$450.00
953-0239	4.5" R-Box x 3.5" Firestick 1000 Box	Vermeer	D100x120 / D100x140	\$350.00

## 5000 SERIES Connections

Part #	Description	Connection To	Fits Model	Price
	Pipe Connections			
953-0148	5" R-Box x 2.875" API Reg Pipe Box	API		\$375.00
953-0141	5" R-Box x 3.5" API Reg Pipe Box	API		\$375.00
953-0142	5" R-Box x 3.5" IF Pipe Box	IF		\$375.00
953-0178	5" R-Box x 3.5" Firestick 800 Box	Vermeer	D80x100 / 100x120	\$375.00
953-0184	5" R-Box x 3.5" Firestick II Box	Vermeer	D80x100 / 100x120	\$669.00
953-0182	5" R-Box 3.5" Firestick 1000 Box	Vermeer	D100x120 / D100x140 / Universal 130x150	\$375.00
953-0237	5" R-Box x 2.875" IF Box	IF		\$375.00
953-0333	5" R-Box x 3.5"-6 EZ Box	Ditch Witch	JT7020 / JT8020 / JT100 / AT100	\$375.00
953-0334	5" R-Box x 3.44"-4 DW Pipe Pin	Ditch Witch	JT7020 / JT8020 / JT100 / AT100	\$375.00

## 6500 SERIES Connections

Part #	Description	Connection To	Fits Model	Price
	Pipe Connections			
953-0144	6" R-Box x 4.5" IF Pipe Box	IF		\$450.00
953-0143	6" R-Box x 4.5" API Reg Pipe Box	REG		\$450.00

**DESIGN A CUSTOM SUB AT:**  
[www.RadiusHDD.com](http://www.RadiusHDD.com) or call 800-892-9114

## Radius Quality Rocks. Even In The Dirt.

Radius dirt housings are built to the same high standards as the rest of the Radius line. That means cheap doesn't cut it. Only radius protects the sonde with a unique lid-locking mechanism for complete and secure protection of your electronics. The replaceable tailpiece allows you to easily connect to any rig pipe or quick connect system.

### Vermeer Compatible Dirt Housings (All Vermeer Compatible Dirt Housings run DCI Digitrak 15" sondes.)

Part #	Diameter	Bolt Pattern	Connection	Fits Model	Price
952-0001*	2"	5 Bolt (.375"-16)	#200 Box Thread	D6x6	\$780.00
952-0002	2.5"	6 Bolt (.5"-13)	2" IF Box Thread	D7x11 / D7x11 Series II / D9x13 Series II / D10x14 / D10x15	\$830.00
952-0003	2.75"	6 Bolt (.5"-13)	2" IF Box Thread	D16x20 / D16x20 Series II / D18x22 / D20x22 / D20x22 Series II / D20x22 FX	\$705.00
952-0124	3"	6 Bolt (.5"-13)	2.375" Firestick I Box	D24x40 / D24x40 Series II	\$795.00
952-0005	3.25"	6 Bolt (.5"-13)	2.375" API Reg Box	D24x40A / D24x40 Series II / D33x44 / D36x50 / D36x50 Series II	\$995.00
952-0125	3.25"	6 Bolt (.5"-13)	2.375" Firestick I Box	D24x40 / D24x40 Series II	\$1,050.00
952-0006	4.25"	6 Bolt (.625"-11)	2.875" API Reg Box	D50x100A / D60x90 / D80x100 Series II / D100x120 / D100x120 Series II / D100x140	\$1,450.00

\* Runs DCI 1" x 8" mini sonde

**Find connection subs for your dirt housing** on pages 37-39.



**Ditch Witch Compatible Dirt Housings** (All Ditch Witch Compatible Dirt Housings run Subsite 86 Series Beacons.)

Part #	Diameter	Bolt Pattern	Connection	Fits Model	Price
952-0007*	2"	3 Bolt (12mm)	#200 Box Thread	JT520 / JT5	\$780.00
952-0008	2.5"	5 Bolt (12mm)	2" IF Box Thread	JT920 / JT920L / JT921 / JT922	\$820.00
952-0009	2.75"	5 Bolt (12mm)	2" IF Box Thread	JT920 / JT920L / JT921 / JT922 / JT1220 Mach1 / JT1720 / JT1720 Mach1 / JT2020 Mach1	\$870.00
952-0010	3"	5 Bolt (12mm)	1.94-4 Ditch Witch Pipe Box	JT1220 Mach1 / JT1720 / JT1720 Mach1 / JT2020 Mach1	\$980.00
952-0011	3.25"	6 Bolt (16mm)	2.375" API Reg Box	JT25 / JT2720 / JT2720 Mach1 / AT2720 Mach1 / JT3020 Mach1 / AT3020 Mach1 / JT4020 / JT4020 Mach1 / AT4020	\$1,150.00
952-0012	4.25"	6 Bolt (20mm)	2.875" API Reg Box	JT7020 Mach1 / JT8020 Mach1 / JT100 / AT100	\$1,575.00

\*Runs DW 88B mini beacon



Drive Chucks & Sub Savers

Starter Rods & Quick Connects

Rock Tools

**HOUSINGS**

Bits & Blades

Adapters & Subs

Reamers

Swivels

Parts & Accessories

# TACKLE ANY CONDITION WITH A RADIUS BLADE.

Our field-tested, HDD Pro-proven designs give you a **downhole advantage** in durability and performance.

## Jagger For hard rock, hardened compact soil/gravel.

- Carbide teeth welded on cutting face for more durability and better cutting performance.
- Chunky carbide along wear edges provides protection to extend blade life.



### Vermeer Compatible Jagger Blade

Part #	Bolt Pattern	Width	Thickness	Price
952-0099	6 Bolt (.5"-13)	3.5"	.625"	\$261.25
952-0017	6 Bolt (.5"-13)	4"	.75"	\$270.00
952-0018	6 Bolt (.5"-13)	5"	.75"	\$315.00
952-0105	6 Bolt (.625"-11)	5"	1"	\$350.00
952-0039	6 Bolt (.625"-11)	6"	1"	\$377.00
952-0019	6 Bolt (.5"-13)	6.5"	.75"	\$325.00
952-0020	6 Bolt (.625"-11)	8"	1"	\$565.00
952-0104	6 Bolt (.75"-10)	8"	1"	\$575.00
952-0146	6 Bolt (.625"-11)	10"	1"	\$665.00
952-0148	6 Bolt (.75"-10)	10"	1"	\$675.00

### Ditch Witch Compatible Jagger Blade

Part #	Bolt Pattern	Width	Thickness	Price
952-0129	3 Bolt (12mm)	3"	.75"	\$150.00
952-0100	5 Bolt (12mm)	3.5"	.625"	\$199.00
952-0051	5 Bolt (12mm)	4"	.75"	\$239.00
952-0101	6 Bolt (16mm)	4.5"	.75"	\$257.00
952-0052	5 Bolt (12mm)	5"	.75"	\$279.00
952-0067	6 Bolt (16mm)	5"	.75"	\$299.00
952-0102	6 Bolt (20mm)	5"	1"	\$350.00
952-0068	6 Bolt (20mm)	6"	1"	\$398.00
952-0103	6 Bolt (20mm)	8"	1"	\$565.00
952-0149	6 Bolt (20mm)	10"	1"	\$675.00

## Steep Taper Jagger For hard rock, hardened compact soil/gravel.

- Designed for directional pushes with a leading center point for easier penetration and quicker steering.
- Carbide teeth welded on cutting face for more durability and better cutting performance.
- Chunky carbide protection along wear edges to extend blade life.
- Clipped rear corner design to minimize drag.



### Vermeer Compatible Steep Taper Jagger Blade

Part #	Bolt Pattern	Width	Thickness	Price
952-0106	6 Bolt (.5"-13)	3.5"	.75"	\$355.00
952-0021	6 Bolt (.5"-13)	4"	.75"	\$360.00
952-0022	6 Bolt (.5"-13)	5"	.75"	\$480.00
952-0107	6 Bolt (.625"-11)	5"	1"	\$490.00
952-0098	6 Bolt (.625"-11)	6"	1"	\$500.00
952-0130	6 Bolt (.625"-11)	8"	1"	\$535.00
952-0108	6 Bolt (.75"-10)	8"	1"	\$575.00

### Ditch Witch Compatible Steep Taper Jagger Blade

Part #	Bolt Pattern	Width	Thickness	Price
952-0053	5 Bolt (12mm)	4"	.75"	\$379.00
952-0109	6 Bolt (16mm)	4"	.75"	\$389.00
952-0069	6 Bolt (16mm)	5"	.75"	\$485.00
952-0110	6 Bolt (20mm)	5"	1"	\$490.00
952-0145	5 Bolt (12mm)	5"	.75"	\$445.00
952-0094	6 Bolt (20mm)	6"	1"	\$495.00
952-0111	6 Bolt (20mm)	8"	1"	\$595.00

Drive Chucks & Sub Savers

Starter Rods & Quick Connects

Rock Tools

Housings

**BITS & BLADES**

Adapters & Subs

Reamers

Swivels

Parts & Accessories

## Monster For hard, rocky soil conditions such as caliche, sandstone.

- Aggressive tooth placement with carbide points for superior fracturing and penetration in extreme conditions.
- Carbide-protected wear edges for long-lasting durability.

### Vermeer Compatible Monster Blade

Part #	Bolt Pattern	Width	Thickness	Price
952-0023	6 Bolt (.5"-13)	3.5"	.75"	\$207.00
952-0024	6 Bolt (.5"-13)	4"	.75"	\$208.00
952-0025	6 Bolt (.5"-13)	5"	.75"	\$223.00
952-0040	6 Bolt (.625"-11)	5"	1"	\$252.00
952-0041	6 Bolt (.625"-11)	6"	1"	\$276.00
952-0131	6 Bolt (.625"-11)	8"	1"	\$365.00
952-0115	6 Bolt (.75-10)	8"	1"	\$375.00

### Ditch Witch Compatible Monster Blade

Part #	Bolt Pattern	Width	Thickness	Price
952-0054	5 Bolt (12mm)	3.5"	.75"	\$170.00
952-0055	5 Bolt (12mm)	4"	.75"	\$189.00
952-0070	6 Bolt (16mm)	4"	.75"	\$199.00
952-0056	5 Bolt (12mm)	5"	.75"	\$213.00
952-0071	6 Bolt (16mm)	5"	.75"	\$213.00
952-0117	6 Bolt (20mm)	6"	1"	\$276.00
952-0118	6 Bolt (20mm)	8"	1"	\$365.00



## 180° For rocky and abrasive soil conditions.

- 180° cutting-edge design for smoother rotation and cutting performance.
- Carbide buttons for increased cutting action in tough conditions.
- Carbide protection along edges for longer blade life.

### Vermeer Compatible 180° Blade

Part #	Bolt Pattern	Width	Thickness	Price
952-0013	6 Bolt (.5"-13)	3.5"	.75"	\$197.00
952-0014	6 Bolt (.5"-13)	4"	.75"	\$225.00
952-0037	6 Bolt (.5-13)	4.5"	0.75"	\$235.00
952-0015	6 Bolt (.5"-13)	5"	.75"	\$245.00
952-0036	6 Bolt (.625"-11)	5"	1"	\$295.00
952-0016	6 Bolt (.5"-13)	6"	.75"	\$265.00
952-0038	6 Bolt (.625"-11)	6"	1"	\$335.00
952-0132	6 Bolt (.625"-11)	8"	1"	\$395.00
952-0113	6 Bolt (.75-10)	8"	1"	\$410.00

### Ditch Witch Compatible 180° Blade

Part #	Bolt Pattern	Width	Thickness	Price
952-0048	5 Bolt (12mm)	3.5"	.75"	\$197.00
952-0049	5 Bolt (12mm)	4"	.75"	\$215.00
952-0063	6 Bolt (16mm)	4"	.75"	\$227.00
952-0050	5 Bolt (12mm)	5"	.75"	\$232.00
952-0064	6 Bolt (16mm)	5"	.75"	\$254.00
952-0065	6 Bolt (20mm)	5"	1"	\$326.00
952-0066	6 Bolt (20mm)	6"	1"	\$335.00
952-0120	6 Bolt (20mm)	8"	1"	\$385.00





## Rubble For sand and sandy loams.

- An all-purpose design for soft, but abrasive, conditions.
- Rubble configuration of carbide applied to cutting edge for greater penetration and longer blade life.
- Durable heat-treated steel.

### Vermeer Compatible Rubble Blade

Part #	Bolt Pattern	Width	Thickness	Price
952-0033	6 Bolt (.5"-13)	3.5"	.75"	\$108.00
952-0034	6 Bolt (.5"-13)	4"	.75"	\$114.00
952-0035	6 Bolt (.5"-13)	5"	.75"	\$153.00
952-0046	6 Bolt (.625"-11)	5"	1"	\$187.00
952-0047	6 Bolt (.625"-11)	6"	1"	\$207.00
952-0140	6 Bolt (.75"-10)	6"	1"	\$239.00
952-0119	6 Bolt (.75"-10)	8"	1"	\$320.00
952-0133	6 Bolt (.625"-11)	8"	1"	\$385.00
952-0139	6 Bolt (.625"-11)	10"	1"	\$415.00
952-0141	6 Bolt (.75"-10)	10"	1"	\$420.00
952-0142	6 Bolt (.75"-10)	12"	1"	\$510.00

### Ditch Witch Compatible Rubble Blade

Part #	Bolt Pattern	Width	Thickness	Price
952-0061	5 Bolt (12mm)	3"	.75"	\$99.00
952-0062	5 Bolt (12mm)	4"	.75"	\$104.00
952-0078	6 Bolt (16mm)	4"	.75"	\$112.00
952-0079	6 Bolt (16mm)	5"	.75"	\$143.00
952-0080	6 Bolt (20mm)	5"	1"	\$210.00
952-0081	6 Bolt (20mm)	6"	1"	\$229.00
952-0114	6 Bolt (20mm)	8"	1"	\$310.00
952-0143	6 Bolt (20mm)	10"	1"	\$420.00



Radius bits and blades are made to the highest standards, **to handle any condition you come across.**

Drive Chucks & Sub Savers

Starter Rods & Quick Connects

Rock Tools

Housings

**BITS & BLADES**

Adapters & Subs

Reamers

Swivels

Parts & Accessories

## Steep Taper Rubble For sand and sandy loams.

- Designed for directional pushes with a leading center point for easier penetration and quicker steering.
- Chunky carbide protection along wear edges to extend blade life.
- Clipped rear corner design to minimize drag.

### Vermeer Compatible Steep Taper Rubble Blade

Part #	Bolt Pattern	Width	Thickness	Price
952-0026	6 Bolt (.5"-13)	3.5"	.75"	\$140.00
952-0027	6 Bolt (.5"-13)	4"	.75"	\$152.00
952-0028	6 Bolt (.5"-13)	5"	.75"	\$175.00
952-0042	6 Bolt (.625"-11)	5"	1"	\$200.00
952-0029	6 Bolt (.5"-13)	6"	.75"	\$195.00
952-0043	6 Bolt (.625"-11)	6"	1"	\$215.00
952-0134	6 Bolt (.625"-11)	8"	1"	\$310.00
952-0121	6 Bolt (.75"-10)	8"	1"	\$320.00

### Ditch Witch Compatible Steep Taper Rubble Blade

Part #	Bolt Pattern	Width	Thickness	Price
952-0127	3 Bolt (12mm)	2.5"	.625"	\$90.00
952-0057	5 Bolt (12mm)	3"	.75"	\$137.00
952-0058	5 Bolt (12mm)	4"	.75"	\$146.00
952-0072	6 Bolt (16mm)	4"	.75"	\$158.00
952-0095	6 Bolt (16mm)	5"	.75"	\$185.00
952-0073	6 Bolt (20mm)	5"	1"	\$215.00
952-0122	6 Bolt (20mm)	6"	1"	\$310.00
952-0123	6 Bolt (20mm)	8"	1"	\$310.00



Order online, anytime at  
**[www.RadiusHDD.com](http://www.RadiusHDD.com)**  
 or call **800-892-9114.**



# 90 DRILLS. 1 LOCATION.

- Drive Chucks & Sub Savers
- Starter Rods & Quick Connects
- Rock Tools
- Housings
- BITS & BLADES**

At MTI®, we have the largest on-site inventory of quality used drills in the world. How do we know? Every one of those drills goes through our meticulous 80-point inspection. Once initial issues are resolved by our highly trained mechanics, it faces harsh conditions at our on-site test facility to identify any additional areas of concern. Our goal is to find problems here so you don't out there. That's our RE-HDD process. We are taking the risk out of buying used. Come see and operate our entire selection of used HDD equipment at our Florida yard.



**METICULOUS INSPECTIONS  
HIGHLY TRAINED MECHANICS  
ON-SITE TEST FACILITY**

**VISIT [MTIEQUIP.COM](http://MTIEQUIP.COM) OR CALL 844.MTI.EQUIP**

- Adapters & Subs
- Reamers
- Swivels
- Parts & Accessories



Copyright © 2015 MTI Equipment



A Charles Machine Works Company

# THE BROADEST SELECTION. PERIOD.

If you need a sub, call Radius. **We offer more adaptors and crossover subs than anyone.** We have hundreds of subs in stock, ready to go, right now. Or we can cut a custom sub for you quick.

Popular connections for your

# DIRT HOUSINGS, BOX X BOX HOUSINGS & ALL REAMERS.

## Vermeer Adapters To Connect Your Dirt Housings & Reamers

Part #	Description	Fits Model	Price
953-0222	1.94-4 DW Pin - 2.125" LPT Pin, 13" OAL	D16x20 / D18x 20 / D 20x22 / D24x26 / D24x40 / D33x44 / D36x50	\$275.00
953-0105	2" IF Pin x 1.66" Firestick® 200 Box	D6x6 / D7x11 / D9x13 / D10x15	\$155.00
953-0106	2" IF Pin x 1.90" Firestick 250 Box	D16x20 / D18x22	\$155.00
953-0107	2" IF Pin x 2.06" Firestick 400 Box	D20x22 / D24x26	\$155.00
953-0108	2" IF Pin x 2.375" Firestick 600 Box	D24x40 / D24x40 II / D40x40	\$155.00
953-0109	2" IF Pin x 1.625" Low Profile Pin	D6x6 / D9x13 / D10x15	\$155.00
953-0110	2" IF Pin x 2.125" Low Profile Pin	D16x20 Thru D36x50	\$155.00
953-0210	2" IF Pin x 2.375" FS1 (650) Box	DD33x44 / DD36x50	\$175.00
953-0166	2" IF Pin x 1.90 FS1 Pin	D16x20	\$155.00
953-0343	VM Sub 2" IF Pin	RM16 Pin (QF 460 Compatible)	\$275.00
953-0289	VM Sub 2" IF Pin	RM13 PIN (QF 300 Compatible)	\$175.00
953-0290	VM Sub 2" IF Pin	RM14 Pin (QF 400 Compatible)	\$175.00
953-0111	2.375" Reg Pin x 1.66" Firestick 200 Box	D6x6 / D9x13 / D10x15	\$210.00
953-0112	2.375" Reg Pin x 1.90" Firestick 250 Box	D16x20 / D18x22	\$210.00
953-0113	2.375" Reg Pin x 2.06" Firestick 400 Box	D20x22 / 24x26	\$210.00
953-0114	2.375" Reg Pin x 2.375" Firestick 600 Box	D24x40 / D24x40 II / D40x40	\$210.00
953-0115	2.375" Reg Pin X 2.375" Firestick 650 Box	D36x50	\$210.00
953-0116	2.375" Reg Pin x 2.625" Firestick 700 Box	D36x50	\$210.00
953-0117	2.375" Reg Pin x 1.625" Low Profile Pin	D6x6 / D9x13 / D10x15	\$210.00
953-0118	2.375" Reg Pin x 2.125" Low Profile Pin	D16x20 Thru D36x50	\$210.00
953-0231	2.375" Reg Pin x 3.5" Firestick 800 Box	D50x100 / D80x100 / D100x120	\$300.00
953-0254	2.375" Reg Pin x 2.875" Firestick 900 Box	D50x100	\$250.00
953-0344	2.375" Firestick I Pin x 2.125" LPT Pin	D16x20 / D18x 20 / D 20x22 / D24x26 / D24x40 / D33x44 / D36x50	\$215.00
953-0435	2.375" Firestick I Pin by 1.90 Firestick Box	D16x20	\$210.00
953-0436	2.375" Firestick I Pin by 2.06 Firestick Box	D20x22	\$210.00
953-0262	VM SUB 2.375" Reg Pin	RM14 Pin (QF 400 Compatible)	\$225.00
953-0288	VM Sub 2.375" Reg Pin	RM16 PIN (QF 460 Compatible)	\$235.00
953-0354	VM Sub 2.375" FS1	RM14 Pin (QF 400 Compatible)	\$285.00
953-0355	VM Sub 2.375" FS1	RM16 Pin (QF 460 Compatible)	\$285.00
953-0119	2.875" Reg Pin x 2.375" Firestick 600 Box	D24x40 / D24x40 Series II / D40x40	\$325.00
953-0120	2.875" Reg Pin x 2.875" Firestick 900 Box	D50x100	\$325.00
953-0121	2.875" Reg Pin x 3.5" Firestick 800 Box	D50x100 / D80x100 / D80x120 /D100x120	\$325.00
953-0122	2.875" Reg Pin X 2.375" Firestick 650 Box	D36x50	\$325.00
953-0123	2.875" Reg Pin x 2.625" Firestick 700 Box	D36x50	\$325.00
953-0124	2.875" Reg Pin x 3.5" Firestick 1000 Box	D100x120	\$325.00
953-0125	2.875" Reg Pin x 2.125" Low Profile Pin	D16x20 Thru D36x50	\$325.00
953-0250	2.875" Reg Pin x 3.5" FS2 Box	D80x100 / D100x120	\$525.00
953-0255	2.875" Reg Pin x 3.5" FS2 Pin	D80x100 / D100x120	\$525.00
953-0291	VM Sub 2.875" Reg Pin	RM14 Pin (QF 400 Compatible)	\$325.00
953-0292	VM Sub 2.875" Reg Pin	RM16 Pin (QF 460 Compatible)	\$335.00
953-0126	3.5" IF Pin x 3.5" Firestick 800 Box	D50x100 / D80x100 / D100x120	\$340.00
953-0127	3.5" IF Pin x 3.5" Firestick 1000 Box	D100x120	\$340.00
953-0298	3.5" Reg Pin x 2.875" Firestick 900 Box	D50x100 / D60x90	\$335.00
953-0299	3.5" Reg Pin x 3.5" Firestick 800 Box	D50x100 / D80x100 / D100x120	\$335.00
953-0300	3.5" Reg Pin x 3.5" Firestick 1000 Box	D100x120	\$335.00
953-0293	VM Sub 3.5" Reg Pin	RM14 Pin (QF 400 Compatible)	\$335.00
953-0294	VM Sub 3.5" Reg Pin	RM16 Pin (QF 460 Compatible)	\$355.00

Drive Chucks & Sub Savers

Starter Rods & Quick Connects

Rock Tools

Housings

Bits & Blades

ADAPTERS & SUBS

Reamers

Swivels

Parts & Accessories

# Adapters & Subs

## Ditch Witch Adapters To Connect Your Dirt Housings & Reamers

Part #	Description	Fits Model	Price
953-0302	1.66" Firestick Pin x 1.31"-6 EZ2 Box	JT520 / JT5	\$155.00
953-0303	1.66" Firestick Pin x 1.21"-6 Pipe Pin	JT520 / JT5	\$155.00
953-0301	1.66" Firestick Pin x 1-30-5 DW EZ2 Pin	JT5 / JT520	\$195.00
953-0353	1.94-4 DW Pin x 2.0-6 EZ2 Box	JT1720 / 2020M1 / JT2720	\$300.00
953-0259	1.94-4 DW Pin x 2.25-6 EZ3 Box	3020M1	\$320.00
953-0437	1.94-4 DW Pin x 1.69-4 Dw Pipe Pin	JT1720/1720M1	
953-0076	2" IF Pin x 1.21"-6 Pipe Pin	JT520 / JT5	\$155.00
953-0077	2" IF Pin x 1.41"-6 Pipe Pin	JT920 / JT920L / JT921 / JT922	\$155.00
953-0078	2" IF Pin x 1.47"-4 Pipe Pin	JT1220 Mach 1	\$155.00
953-0079	2" IF Pin x 1.69"-6 Pipe Pin	JT1720 / JT1720 Mach 1	\$155.00
953-0080	2" IF Pin x 1.94"-4 Pipe Pin	JT2020 Mach 1 / JT2720	\$155.00
953-0081	2" IF Pin x 2.11"-4 Pipe Pin	JT2720 Mach 1 / JT3020 Mach 1	\$155.00
953-0082	2" IF Pin x 1.31"-6 EZ2 Box	JT520 / JT5	\$169.00
953-0083	2" IF Pin x 1.63"-6 EZ2 Box	JT920 / JT920L / JT921 / JT922	\$169.00
953-0084	2" IF Pin x 1.88"-6 EZ3 Box	JT1220 Mach 1	\$169.00
953-0085	2" IF Pin x 2"-6 EZ2 Box	JT1720 / JT1720 Mach 1 / JT2020 Mach 1 / JT2720	\$169.00
953-0086	2" IF Pin x 2.25"-6 EZ2 Box	JT2720 Mach 1	\$169.00
953-0087	2" IF Pin x 2.25"-6 EZ3 Box	JT3020 Mach 1	\$169.00
953-0088	2.375" Reg Pin x 1.69"-6 Pipe Pin	JT1720 / JT1720 Mach 1	\$235.00
953-0089	2.375" Reg Pin x 1.94"-4 Pipe Pin	JT2020 Mach 1 / JT2720	\$235.00
953-0090	2.375" Reg Pin x 2.11"-4 Pipe Pin	JT2720 Mach 1 / JT3020 Mach 1	\$235.00
953-0091	2.375" Reg Pin x 2.4"-4 Pipe Pin	JT4020	\$235.00
953-0092	2.375" Reg Pin x 2.59"-4 Pipe Pin	JT4020 Mach 1	\$235.00
953-0093	2.375" Reg Pin x 2"-6 EZ2 Box	JT1720 / JT1720 Mach 1 / JT2020 Mach 1 / JT2720	\$248.00
953-0094	2.375" Reg Pin x 2.25"-6 EZ2 Box	JT2720 Mach 1	\$248.00
953-0095	2.375" Reg Pin x 2.25"-6 EZ3 Box	JT3020 Mach 1	\$248.00
953-0096	2.375" Reg Pin x 2.63"-6 EZ2 Box	JT4020 / JT4020 Mach 1 / AT2720 / AT3020	\$248.00
953-0319	2.375" Reg Pin x 2.77"-4 AT Pin	2720AT / 3020AT	\$300.00
953-0229	2.375" Reg Pin x 1.47-4 Pin	1220M1	\$235.00
953-0216	DW SUB 2.375" Reg Pin - 1.88 EZ3 DW Box	JT1220M1	\$248.00
953-0219	DW SUB 2.375" Reg Pin - 1.63 EZ2 DW Box	JT920 / JT922	\$248.00
953-0236	DW SUB 2.375" Reg Pin - 2.59-4 DW Box	JT4020 / 4020M1	\$248.00
953-0097	2.875" Reg Pin x 2.11"-4 Pipe Pin	JT2720 Mach 1 / JT3020 Mach 1	\$325.00
953-0098	2.875" Reg Pin x 2.4"-4 Pipe Pin	JT4020	\$325.00
953-0099	2.875" Reg Pin x 2.59"-4 Pipe Pin	JT4020 Mach 1	\$325.00
953-0100	2.875" Reg Pin x 3.27"-4 Pipe Pin	JT7020 / JT8020 / JT100	\$325.00
953-0101	2.875" Reg Pin x 2.25"-6 EZ2 Box	JT2720 Mach 1	\$346.00
953-0102	2.875" Reg Pin x 2.25"-6 EZ3 Box	JT3020 Mach 1	\$346.00
953-0103	2.875" Reg Pin x 2.63"-6 EZ2 Box	JT4020 / JT4020 Mach 1	\$346.00
953-0316	2.875" Reg Pin x 3.25"-4 AT Pin	JT4020AT	\$335.00
953-0317	2.875" Reg Pin x 3.44"-4 AT Pin	AT100	\$335.00
953-0318	2.875" Reg Pin x 2.77"-4 AT Pin	2720AT / 3020AT	\$335.00
953-0238	SUB - 2.875" Reg Pin	2.875" IF Box	\$325.00

### Ditch Witch Adapters To Connect Your Dirt Housings & Reamers, cont'd.

Part #	Description	Fits Model	Price
953-0104	3.5" IF Pin x 3.27"-4 Pipe Pin	JT7020 / JT8020 / JT100	\$340.00
953-0295	3.5" Reg Pin x 2.59"-4 DW Pin	JT4020 / JT4020M1	\$335.00
953-0296	3.5" Reg Pin x 3.27"-4 DW Pin	JT7020 / JT8020 / JT100	\$335.00
953-0297	3.5" Reg Pin x 2.63"-6 EZ2 Box	JT4020 / JT4020M1	\$355.00
953-0309	3.5" Reg Pin x 2.25"-6 EZ2 Box	JT2720M1	\$355.00
953-0310	3.5" Reg Pin x 2.11"-4 DW Pin	JT2720M1 / JT3020M1	\$335.00
953-0311	3.5" Reg Pin x 2.25"-6 EZ3 Box	JT3020M1	\$355.00
953-0312	3.5" Reg Pin x 3.5"-6 EZ2 Box	JT7020 / JT8020 / JT100	\$355.00
953-0313	3.5" Reg Pin x 3.25"-4 AT Pin	JT4020AT	\$355.00
953-0314	3.5" Reg Pin x 3.44"-4 AT Pin	AT100	\$355.00
953-0315	3.5" Reg Pin x 2.77"-4 AT Pin	2720AT / 3020AT	\$355.00
953-0223	2.375" Reg Pin x 30K Pulling Eye		\$200.00
953-0228	2" IF Pin x 20K Pulling Eye		\$195.00
953-0248	2.875" Reg Pin x 50K Pulling Eye		\$300.00
953-0356	3.5" Reg Pin	100K Pull Tab	\$425.00
953-0357	3.5" IF Pin	100K Pull Tab	\$450.00
953-0358	3.5" FS1 Box	50K Pull Tab	\$369.00
953-0368	3.27-4 DW Pin - 2.125" Low Profile Pin		\$425.00
953-0369	2.59-4 DW Pin - 2.125" Low Profile Pin		\$325.00
953-0342	6.625" Reg Box	4.5" Reg Pin	\$825.00
953-0359	2.875" IF Box x 2.375" FS1 Pin	(600) 4.25" OD, 6.5" S to S	\$361.00
953-0360	2.875" IF Box x 2.625" FS1 Pin	(700) 4.25" OD, 6.5" S to S	\$375.00
953-0361	2.875" IF Box x 3.5" FS1 Pin	(800) 4.25" OD, 6.5" S to S	\$361.00
953-0362	2.875" IF Box x 2.875" FS1 Pin	(900) 4.25" OD, 6.5" S to S	\$375.00
953-0363	2.875" IF Box x 3.5" FS1 Pin	(1000) 4.25" OD, 6.5" S to S	\$412.00
953-0374	6.625" Full Hole Box -	5.5" Full Hole Pin, 16" S to S	\$1,306.00
953-0375	5.5" Full Hole Box x Pin	14" S to S, 7.5" OD	\$1,165.00
953-0263	DS40 Pin x Box 13" sh/sh		\$415.00



Drive Chucks & Sub Savers

Starter Rods & Quick Connects

Rock Tools

Housings

Bits & Blades

**ADAPTERS & SUBS**

Reamers

Swivels

Parts & Accessories

Nobody builds a better reamer, **no matter what they claim.** Packed with the features you need and that famous Radius ruggedness, our reamers are ready to tackle any condition you face — getting the job done right.

**NO FANCY NAMES.  
JUST UNBEATABLE  
PERFORMANCE.**



## Stack Plate Reamer For extreme conditions such as hard rock, chunk rock and cobble.

- Thickest plates on the market (1 ½" steel) with interior welds to minimize wear. The competition welds their plates on the outside where they are exposed to damaging conditions.
- Maximum number of cutters available on the market today, precisely placed for an extremely smooth cutting action.
- Stacked plates are tapered and rotated slightly, creating spiraled flutes for evacuating spoils.
- Wear edges reinforced with hardfacing for longer life.



Stack Plate Reamers				
Part #	Cutting Size	Connection	Shaft Diameter	Price
956-0011	8"	2.375" API Reg Box x Box	3.25"	\$1,440.00
956-0012	10"	2.375" API Reg Box x Box	3.25"	\$1,860.00
956-0013	12"	2.375" API Reg Box x Box	3.25"	\$2,415.00
956-0014	14"	2.375" API Reg Box x Box	3.25"	\$2,625.00
956-0015	16"	2.375" API Reg Box x Box	3.25"	\$3,425.00
956-0016	18"	2.375" API Reg Box x Box	3.25"	\$3,925.00
956-0017	20"	2.375" API Reg Box x Box	3.25"	\$4,935.00
956-0018	10"	2.875" Reg Box x Box	4.25"	\$2,257.00
956-0019	12"	2.875" Reg Box x Box	4.25"	\$2,724.00
956-0020	14"	2.875" Reg Box x Box	4.25"	\$3,192.00
956-0021	16"	2.875" Reg Box x Box	4.25"	\$3,750.00
956-0022	18"	2.875" Reg Box x Box	4.25"	\$4,400.00
956-0023	20"	2.875" Reg Box x Box	4.25"	\$4,950.00
956-0024	24"	2.875" Reg Box x Box	4.25"	\$8,710.00
956-0025	26"	2.875" Reg Box x Box	4.25"	\$10,342.00
956-0026	28"	2.875" Reg Box x Box	4.25"	\$11,025.00
956-0027	30"	2.875" Reg Box x Box	4.25"	\$12,600.00
956-0028	32"	2.875" Reg Box x Box	4.25"	\$15,750.00
956-0029	34"	2.875" Reg Box x Box	4.25"	\$16,850.00
956-0030	36"	2.875" Reg Box x Box	4.25"	\$17,950.00

**Find  
connection  
subs**  
on pages 37-39.

## Compact Fluted Reamer For medium to tough soil conditions including hard soil and chunk rock.

- Deep-fluted design effectively and efficiently directs slurry flow past reamer and out of the hole.
- Built-in swivel for quick and reliable pullback.
- Carbide inserts strengthen teeth for better cutting performance.
- Precision-positioned fluid ports for efficient mixing and lubrication.

Fluted Reamers			
Part #	Cutting Size	Connection	Price
956-0001	4.5"	2" IF Box x 10K Swivel	\$1,100.00
956-0003	6" (Conical)	2" IF Bx x 12K Swivel	\$1,600.00
956-0002	6.5"	2" IF Box x 10K Swivel	\$1,300.00
956-0004	8"	2.375" Reg Box x 20K Swivel	\$1,600.00
956-0005	8" (Conical)	2.375" Reg Box x 20K Swivel	\$1,900.00
956-0006	10"	2.375" Reg Box x 30K Swivel	\$2,100.00
956-0007	10" (Conical)	2.375" Reg Box x 30K Swivel	\$2,400.00
956-0010	12"	2.375" Reg Box x 30K Swivel	\$2,400.00
956-0009	12" (Conical)	2.375" Reg Box x 30K Swivel	\$2,700.00



Drive Chucks &  
Sub Savers

Starter Rods &  
Quick Connects

Rock Tools

Housings

Bits &  
Blades

Adapters &  
Subs

**REAMERS**

Swivels

Parts &  
Accessories

**Fluted Reamer** Strong cast body designed for a wide variety of conditions. The perfect all-around reamer.

- Engineered cast iron body
- Rear thread or pulling eye available
- Solid durability for years of dependable use

### Compacted Fluted Reamers

Part #	Cutting Size	Connection	Shaft Diameter	Price
956-0339	14"	2.59-4 Box x 40K Swivel	3.5"	\$3,750.00
956-0340	16"	2.59-4 Box x 40K Swivel	3.5"	\$3,779.00
956-0341	20"	3.27-4 Box x 70K Swivel	4"	\$5,800.00
956-0342	24"	3.27-4 Box x 70K Swivel	4"	\$7,576.00
956-0343	18"	3.27-4 Box x 70K Swivel	4"	\$5,360.00

**Hollow Fluted Reamer** Constructed from structural iron, the hollow body is a much lighter reamer option.

- Internally gusseted for reliable cutting action with reduced weight
- Rear thread or pulling eye available
- Available in a variety of sizes and shaft diameters
- Largely rebuild-able; even in the field.

### Hollow Fluted Reamers

Part #	Cutting Size	Connection	Shaft Diameter	Price
956-0123	14"	2.375" Reg Box x 30K Swivel	3.5"	\$5,033.00
956-0124	16"	2.375" Reg Box x 30K Swivel	3.5"	\$5,232.00
956-0131	14"	2.875" Reg Box x 40K Swivel	4.25"	\$7,500.00
956-0132	16"	2.875" Reg Box x 40K Swivel	4.25"	\$8,000.00
956-0133	20"	2.875" Reg Box x 40K Swivel	4.25"	\$8,650.00
956-0135	18"	2.875" Reg Box x 40K Swivel	4.25"	\$8,350.00

**Barrel Reamer** Designed with thick-walled structural steel and internally gusseted for unmatched strength and durability.

- Designed to operate as an effective compaction reamer in softer conditions
- An ideal centralizer for larger diameter projects
- Available in chambered and non-chambered designed for varying projects and weight preference.

### Barrel Reamers

Part #	Cutting Size	Connection	Shaft Diameter	Price
956-0181	8"	2.375" Reg Box x Box	3.5"	\$1,125.00
956-0182	10"	2.375" Reg Box x Box	3.5"	\$1,625.00
956-0183	12"	2.375" Reg Box x Box	3.5"	\$1,925.00
956-0385	12"	2.875" Reg Box x Box	4.25"	\$2,400.00
956-0386	16"	2.875" Reg Box x Box	4.25"	\$2,850.00
956-0387	18"	2.875" Reg Box x Box	4.25"	\$3,100.00
956-0388	20"	2.875" Reg Box x Box	4.25"	\$3,300.00
956-0180	24"	2.875" Reg Box x Box	4.25"	\$3,700.00
956-0390	16"	3.5" Reg Box x Box	5"	\$3,300.00
956-0391	18"	3.5" Reg Box x Box	5"	\$4,000.00
956-0392	20"	3.5" Reg Box x Box	5"	\$4,500.00
956-0393	24"	3.5" Reg Box x Box	5"	\$4,800.00
956-0394	30"	3.5" Reg Box x Box	5"	\$5,200.00
956-0395	36"	3.5" Reg Box x Box	5"	\$6,000.00



## Hole Openers

Radius designs and builds some of the most durable hole openers available.

Engineered to maximize productivity in the most difficult solid and fractured rock conditions.

- Hole openers are build to your needs with our exacting standards
- 16" to 48" hole openers are commonly stocked to for same day shipping when time is critical
- Manufactured with new or rerun cones offers economic options
- Field proven design and performance

Hole Openers			
Part #	Cutting Size	Qty & Size of Cones	Connection / Shaft Diameter
956-0372	10"	4- 6.5" TCI Cones	2.375" Reg Box x Box / 3.5"
956-0373	12"	4- 7.875" TCI Cones	2.375" Reg Box x Box / 3.5"
956-0374	14"	4- 8.75" TCI Cones	2.375" Reg Box x Box / 3.5"
956-0375	16"	5- 8.75" TCI Cones	2.375" Reg Box x Box / 3.5"
956-0420	18"	6- 8.75" TCI Cones	2.375" Reg Box x Box / 3.5"
956-0421	12"	4- 7.875" TCI Cones	2.875" Reg Box x Box / 4.25"
956-0376	14"	4- 8.75" TCI Cones	2.875" Reg Box x Box / 4.25"
956-0377	16"	5- 8.75" TCI Cones	2.875" Reg Box x Box / 4.25"
956-0378	18	6- 8.75" TCI Cones	2.875" Reg Box x Box / 4.25"
956-0379	20"	5- 12.25" TCI Cones	2.875" Reg Box x Box / 4.25"
956-0380	24"	5- 12.25" TCI Cones	2.875" Reg Box x Box / 4.25"
956-0381	16"	5- 8.75" TCI Cones	3.5" Reg Box x Box / 5"
956-0382	18"	6- 8.75" TCI Cones	3.5" Reg Box x Box / 5"
956-0383	20"	4- 12.25" TCI Cones	3.5" Reg Box x Box / 5"
956-0384	24"	5- 12.25" TCI Cones	3.5" Reg Box x Box / 5"
956-0423	30"	6- 12.25" TCI Cones	3.5" Reg Box x Box / 5"



## Radius Reamer and Hole Opener Repair Service

Our repair business is different from our typical business. Hole openers take a beating. A properly constructed hole opener can be rebuilt several times with an almost endless number of options to meet condition, project or budget requirements.

Options such as...

- New or used cones and cutter replacement
- Stabilizer ring
- Thread configurations / re-threading
- Hard-facing options
- Internal and external gusseting
- Picked up and job site delivery options as well



Drive Chucks & Sub Savers

Starter Rods & Quick Connects

Rock Tools

Housings

Bits & Blades

Adapters & Subs

REAMERS

Swivels

Parts & Accessories


## Paddle Reamer For clay, dirt and sticky soils.

- Paddle design provides both aggressive cutting and efficient fluid mixing/pumping action.
- Low-resistance profile requires less horsepower for rotation in a variety of soil conditions.
- Reduced surface area minimizes clay and cuttings build up.

Paddle Reamers				
Part #	Cutting Size	Connection	Shaft Diameter	Price
956-0048	6"	2" IF Box x Box	2.75"	\$710.00
956-0049	8"	2" IF Box x Box	2.75"	\$1,020.00
956-0050	10"	2" IF Box x Box	2.75"	\$1,175.00
956-0051	12"	2" IF Box x Box	2.75"	\$1,350.00
956-0052	14"	2" IF Box x Box	2.75"	\$1,525.00
956-0053	16"	2" IF Box x Box	2.75"	\$1,625.00
956-0054	18"	2" IF Box x Box	2.75"	\$2,165.00
956-0055	20"	2" IF Box x Box	2.75"	\$2,510.00
956-0056	22"	2" IF Box x Box	2.75"	\$2,850.00
956-0057	6"	2.375" Reg Box x Box	3.25"	\$770.00
956-0058	8"	2.375" Reg Box x Box	3.25"	\$1,100.00
956-0059	10"	2.375" Reg Box x Box	3.25"	\$1,320.00
956-0060	12"	2.375" Reg Box x Box	3.25"	\$1,450.00
956-0061	14"	2.375" Reg Box x Box	3.25"	\$1,620.00
956-0062	16"	2.375" Reg Box x Box	3.25"	\$1,665.00
956-0063	18"	2.375" Reg Box x Box	3.25"	\$2,230.00
956-0064	20"	2.375" Reg Box x Box	3.25"	\$2,600.00
956-0065	24"	2.375" Reg Box x Box	3.25"	\$2,950.00
956-0066	26"	2.375" Reg Box x Box	3.25"	\$3,110.00
956-0067	10"	2.875" Reg Box to Box	4.25"	\$1,915.00
956-0068	12"	2.875" Reg Box to Box	4.25"	\$2,065.00
956-0069	14"	2.875" Reg Box to Box	4.25"	\$2,200.00
956-0070	16"	2.875" Reg Box to Box	4.25"	\$2,430.00
956-0071	18"	2.875" Reg Box to Box	4.25"	\$3,060.00
956-0072	20"	2.875" Reg Box to Box	4.25"	\$3,200.00
956-0073	22"	2.875" Reg Box to Box	4.25"	\$3,820.00
956-0074	24"	2.875" Reg Box to Box	4.25"	\$4,040.00
956-0136	26"	2.875" Reg Box to Box	4.25"	\$4,700.00
956-0075	28"	2.875" Reg Box to Box	4.25"	\$5,410.00
956-0076	30"	2.875" Reg Box to Box	4.25"	\$6,900.00
956-0077	32"	2.875" Reg Box to Box	4.25"	\$7,020.00
956-0078	34"	2.875" Reg Box to Box	4.25"	\$7,600.00
956-0079	36"	2.875" Reg Box to Box	4.25"	\$8,280.00



**Find  
connection  
subs**  
on pages 37-39.



## Fly Cutter Reamer For sand with cobbles, sandstone and hardpan.

- Maximum number of cutters available on the market today.
- Carbide-tipped teeth for better cutting performance.
- Rear-facing teeth for easy push-backs.
- Open, tapered design reduces torque load needed and mixes spoils with drilling mud.



Fly Cutter Reamers				
Part #	Cutting Size	Connection	Shaft Diameter	Price
956-0081	8"	2" IF Box x Box	2.75"	\$1,060.00
956-0082	10"	2" IF Box x Box	2.75"	\$1,310.00
956-0083	12"	2" IF Box x Box	2.75"	\$1,555.00
956-0084	14"	2" IF Box x Box	2.75"	\$1,950.00
956-0085	16"	2" IF Box x Box	2.75"	\$2,210.00
956-0086	18"	2" IF Box x Box	2.75"	\$2,580.00
956-0087	8"	2.375" Reg Box x Box	3.25"	\$1,120.00
956-0088	10"	2.375" Reg Box x Box	3.25"	\$1,440.00
956-0089	12"	2.375" Reg Box x Box	3.25"	\$1,575.00
956-0090	14"	2.375" Reg Box x Box	3.25"	\$1,835.00
956-0091	16"	2.375" Reg Box x Box	3.25"	\$1,930.00
956-0092	18"	2.375" Reg Box x Box	3.25"	\$2,610.00
956-0093	20"	2.375" Reg Box x Box	3.25"	\$2,750.00
956-0094	24"	2.375" Reg Box x Box	3.25"	\$3,175.00
956-0095	28"	2.375" Reg Box x Box	3.25"	\$4,400.00
956-0096	32"	2.375" Reg Box x Box	3.25"	\$5,300.00
956-0097	36"	2.375" Reg Box x Box	3.25"	\$6,100.00
956-0172	30"	2.375" Reg Box x Box	3.50"	\$5,000.00
956-0098	10"	2.875" Reg Box to Box	4.25"	\$1,450.00
956-0099	12"	2.875" Reg Box to Box	4.25"	\$1,700.00
956-0100	14"	2.875" Reg Box to Box	4.25"	\$2,150.00
956-0101	16"	2.875" Reg Box to Box	4.25"	\$2,200.00
956-0102	18"	2.875" Reg Box to Box	4.25"	\$3,025.00
956-0103	20"	2.875" Reg Box to Box	4.25"	\$3,250.00
956-0104	24"	2.875" Reg Box to Box	4.25"	\$3,750.00
956-0105	28"	2.875" Reg Box to Box	4.25"	\$4,900.00
956-0106	30"	2.875" Reg Box to Box	4.25"	\$5,100.00
956-0107	34"	2.875" Reg Box to Box	4.25"	\$6,100.00
956-0108	36"	2.875" Reg Box to Box	4.25"	\$6,750.00
956-0173	32"	2.875" Reg Box to Box	4.25"	\$5,650.00



- Drive Chucks & Sub Savers
- Starter Rods & Quick Connects
- Rock Tools
- Housings
- Bits & Blades
- Adapters & Subs
- REAMERS**
- Swivels
- Parts & Accessories

# SWIVELS. SUPER STRONG AND IN STOCK.

Radius offers some of the leading HDD swivels on the market today with a unique design that's one of the strongest available. Three bearings and a larger shaft built with toolsteel construction eliminate the fold-over you can get on other swivels. A smooth outside ensures a no-snag pull back.

## DCD Swivels

Radius is proud to offer DCD swivels as part of our professional line of HDD tools. Available in a variety of sizes and connections, Radius has a huge selection of swivel and pulling products. A 5:1 safe work load on Deluxe swivels offers confidence and reliability, while Dublite swivels are a dependable and more economical choice. Either way, you can count on DCD swivels to get you back.



DCD Swivels			
Part #	Product	Description	Price
954-0550	4.25 Ton Dublite Directional	2" OD .75" CL x .75" CL Swivel	\$497.75
954-0551	5 Ton Dublite Directional	2.25" OD .875" CL x .875" CL Swivel	\$566.25
954-0690	5 Ton DCD Dub Swivel	3.125" Dia, 5:1 Safe work Load	\$855.07
954-0552	10 Ton Dublite Directional	2.5" OD 1" CL x 1" CL Swivel	\$726.00
954-0691	10 Ton DCD Dub Swivel	3.75" Dia, 5:1 safe work load	\$1,162.89
954-0553	15 Ton Dublite Directional	3" OD 1-5/16" CL x " CL Swivel	\$955.00
954-0692	15 Ton DCD Dub Swivel	4.75" Dia, 5:1 safe work load	\$1,695.26
954-0026	15 Ton Swivel, 4.75" OD	Clevis x 2.375" IF BOX	\$2,500.38
954-0792	20 Ton Dublite Directional	4.75" OD 1.75" CL x " CL Swivel	\$955.00
954-0693	20 Ton DCD Dub Swivel	5.75" Dia, 5:1 safe work load	\$2,144.17
954-0028	20 Ton Swivel, 5.75" OD	Clevis x 2.875" IF BOX	\$3,196.88
954-0027	20 Ton Swivel, 5.75" OD	Clevis x 2.375" IF BOX	\$3,273.50
954-0793	30 Ton Dublite Directional	5.75" OD 1.75" CL x " CL Swivel	\$956.00
954-0694	30 Ton DCD Dub Swivel	6" Dia, 5:1 safe work load	\$2,413.03
954-0029	30 Ton Swivel	Clevis x 2.875" IF BOX - 6" OD	\$3,377.97
954-0030	30 Ton Swivel	Clevis x 3.5" IF BOX - 6" OD	\$3,586.91
954-0695	40 Ton DCD Dub Swivel	6.5" Dia, 5:1 safe work load	\$4,190.43
954-0031	40 Ton Swivel	Clevis 3.5" IF BOX - 6.5" OD	\$5,697.87
954-0032	40 Ton Swivel	Clevis 4.5" IF BOX - 6.5" OD	\$5,697.87
954-0794	45 Ton Dublite Directional	6" OD 1.75" CL x " CL Swivel	\$957.00
954-0560	60 Ton Dub Directional Swivel	7.5" OD 2.75" Clevis x Clevis	\$6,272.44
954-0033	60 Ton Swivel	Clevis 4.5" IF BOX - 7.5" OD	\$7,831.84

## Flange Swivels

Made in the USA from high-strength alloy steel and high-quality precision bearings, our flange swivels are specifically designed to withstand the rigors of directional boring. Each swivel is dynamically tested at the rated load with full pull and rotation for 100 hours. Radius flange swivels also feature convenient side access to grease zerk so you can grease the bearing without disassembly.

Flange Swivels		
Part #	Description	Price
954-0052	10K x 4.5" & 6" DW Fluted Reamer Swivel	\$375.00
954-0053	20K x 8" DW Fluted Reamer Swivel	\$690.00
954-0054	30K x 10" & 12" DW Fluted Reamer Swivel	\$875.00
954-0450	20K Lewis MFG Flange Swivel	\$985.00
954-0451	30K Lewis MFG Flange Swivel	\$1,475.00
954-0452	50K Lewis MFG Flange Swivel	\$1,875.00



# EVERYTHING YOU NEED. ALL IN ONE PLACE.



We've said it before: **our job is to make your job easier.** And that means not only carrying the best HDD tools available, it means putting just about anything an HDD pro needs right here at your fingertips. Batteries to bolts. Hard hats to housing doors. Ponchos to pullers. Caution tape to clevis pins. Rod wipers to ... well, you get the idea.



## Pullers & Pulling Accessories

Whatever your pipe type or size, Radius has the pullers and pulling accessories you need.

### Sleeved Puller

Part #	Description	Price
954-0113	1.25" Duct	\$183.00
954-0114	1.5" Duct	\$225.00
954-0115	2" Duct	\$272.50
954-0116	2.5" Duct	\$365.00
954-0117	3" Duct	\$416.00
954-0118	4" Duct	\$516.00
954-0119	5" Duct	\$705.00
954-0120	6" Duct	\$954.00

### Expandable Duct Puller

Part #	Description	Price
954-0122	.5" Duct	\$99.00
954-0123	1" Duct	\$125.00
954-0124	1.25" Duct	\$136.84
954-0125	1.5" Duct	\$169.03
954-0126	2" Duct	\$219.72
954-0127	2.5" Duct	\$298.61
954-0128	3" Duct	\$349.31
954-0129	4" Duct	\$422.55
954-0130	5" Duct	\$625.37
954-0131	6" Duct	\$752.13
954-0132	8" Duct	\$1,105.74
954-0276	10" Duct	\$1,676.95
954-0277	12" Duct	\$1,969.25

### Carrot Puller with Eye

Part #	Description	Price
954-0133	.5" to 1" Duct	\$48.11
954-0134	1" Duct	\$49.97
954-0135	1" to 1.25" Duct	\$49.50
954-0136	1.25" Duct	\$51.31
954-0137	1.25" to 1.5" Duct	\$56.00
954-0138	1.5" Duct	\$61.59
954-0139	2" Duct	\$78.32

### Other Pullers

Part #	Description	Price
954-0502	Pest Duct Puller, 1.25"	\$334.95
954-0503	Sleeveless Duct Puller, 2" Duct	\$222.00
954-0504	Dub Wise Puller (Sleeved), 1.5" Duct	\$205.60
954-0505	Dub Wise Puller (Sleeved), 2" Duct	\$267.89
954-0506	Dub Wise Puller (Sleeved), 4" Duct	\$519.57



4" Sleeved Puller



2" Expandable Puller



1.25" Carrot Puller



Dub Wise Puller

Drive Chucks & Sub Savers

Starter Rods & Quick Connects

Rock Tools

Housings

Bits & Blades

Adapters & Subs

Reamers

Swivels

PARTS & ACCESSORIES

## Pullers & Pulling Accessories, cont'd.

Mesh Pulling Grips				
Part #	Description	Length	Capacity	Price
954-0140	Std DW Mesh Grip, .25" - .5" Duct	18" OAL	1700 lbs	\$28.00
954-0142	Std DW Mesh Grip, .5" - .75" Duct	18" OAL	2000 lbs	\$30.00
954-0143	Std DW Mesh Grip, .75" - 1.25" Duct	18" OAL	2000 lbs	\$35.00
954-0145	Std TW Mesh Grip, 1.25" - 2" Duct	26" OAL	2500 lbs	\$65.00
954-0146	Std TW Mesh Grip, 2" - 2.75" Duct	32" OAL	3500 lbs	\$75.00
954-0147	HD TW Mesh Grip, .5" - .75" Duct	24" OAL	2600 lbs	\$45.00
954-0148	HD TW Mesh Grip, .75" - 1.25" Duct	24" OAL	3500 lbs	\$60.00
954-0149	HD TW Mesh Grip, 1.25" - 2" Duct	32" OAL	3500 lbs	\$75.00
954-0150	HD TW Mesh Grip, 2" - 2.75" Duct	38" OAL	4500 lbs	\$85.00
954-0152	HD TW Mesh Grip, 2.75" - 3.5" Duct	38" OAL	4500 lbs	\$112.00
954-0153	HD TW Mesh Grip, 3.5" - 4.25" Duct	46" OAL	5500 lbs	\$118.00
954-0154	HD TW Mesh Grip, 4.25" - 4.875" Duct	52" OAL	6500 lbs	\$142.00



Polyester Pulling Tape		
Part #	Description	Price
954-0344	.25" - 3000' Length - 900#	\$87.50
954-0345	.375" - 6500' Length - 1130#	\$207.25
954-0346	.625" - 3000' Length - 1800#	\$125.65
954-0347	.75" - 5000' Length - 2500#	\$281.25



Conduit Measuring Tape		
Part #	Description	Price
954-0348	.1875" - 3000' Length - 160#	\$22.50

Pulling Shackles			
Part #	Product	Info	Price
954-0107	.5"	6600# Screw Pin	\$9.00
954-0108	.625"	6500# Screw Pin	\$14.65
954-0109	.75"	14,000# Screw Pin	\$24.25
954-0110	.875"	13,000# Screw Pin	\$29.75
954-0111	1"	17,000# Screw Pin	\$40.25
954-0112	1.375"	27,000# Screw Pin	\$110.00
954-0622	1.5"	34,000# Bolt Style	\$77.00
954-0623	1.75"	50,000# Bolt Style	\$130.00
954-0624	2"	70,000# Bolt Style	\$197.00



Certa-Lok Pulling Head		
Part #	Description	Price
954-0420	4", Series 654	\$254.40
954-0421	6", Series 654	\$535.42
954-0422	8", Series 654	\$698.45



## Rod Wipers, Vice Jaws & Inserts

Get a grip with tough Radius vice jaws, and keep your drill rods clean with our affordable rod wipers.



1.125" Single Rod Wiper

OEM Vice Jaw

D7x11/D16x20 Block Hydraulic

Inserts

4" Dual Split Rod Wiper

Single Rod Wipers		
Part #	Drill Rod Diameter	Price
954-0101	1.125"	\$18.95
954-0102	1.66"	\$18.95
954-0103	1.9" - 2.06"	\$18.95
954-0104	2.375"	\$18.95
954-0105	2.875"	\$18.95
954-0106	3.5"	\$18.95

Dual Split Rod Wipers		
Part #	Drill Rod Diameter	Price
954-0469	2.125" ID, 9" O.D.	\$98.00
954-0470	2.375" ID, 9" O.D.	\$98.00
954-0471	2.75" ID, 9" O.D.	\$98.00
954-0472	3" ID, 9" O.D.	\$98.00
954-0486	1.5" ID, 9" O.D.	\$98.00
954-0487	1.75" ID, 9" O.D.	\$98.00
954-0488	1.875" ID, 9" O.D.	\$98.00
954-0473	3.5" ID, 14" O.D.	\$130.00
954-0474	4" ID, 14" O.D.	\$130.00
954-0716	2.5" ID, 14" O.D.	\$130.00

### Vermeer Compatible OEM Vice Jaws

Part #	Fits Model	Price
954-0080	D7x11 & D10x15 Static & D9x13	\$78.50
954-0081	D7x11 & D10x15 Hydraulic & D9x13	\$92.00
954-0082	D16x20 Static	\$78.50
954-0083	D16x20 Hydraulic	\$95.00
954-0366	D20x22 Hydraulic	\$95.00
954-0367	D20x22 Static	\$78.50
954-0084	D24x40	\$59.00
954-0085	D33x44 / D36x50 (602 & 650)	\$80.00
954-0088	D36x50 (700)	\$95.00
954-0090	D50x100 / 60x90	\$104.00
954-0093	D80x100	\$104.00

### Vermeer Compatible Blocks & Inserts

Part #	Fits Model	Price
954-0086	D7x11 / D16x20 Block Static & D9x13	\$90.00
954-0089	D7x11 / D16x20 Block Hydraulic & D9x13	\$100.00
954-0091	D7x11 / D9x13 Insert	\$24.00
954-0092	D16x20 Insert	\$24.00
954-0363	D24x40 Insert	\$25.00
954-0364	D24x40 / D36x50 Block	\$115.00
954-0087	D33x40 / D36x50 (650) Insert	\$25.00
954-0362	D36x50 (700) Insert	\$25.00
954-0365	D50x100 / D60x90 / D80x100 Block	\$135.00
954-0094	D50x100 / D60x90 / D80x100 Insert	\$12.50
954-0457	50x100/80x100/100x120/Laney180 Insert	\$7.75

### Ditch Witch Compatible Insert Jaws

Part #	Fits Model	Full set replacement requires	Price
954-0100	JT100 Mach1	8	\$39.13
954-0099	JT4020 Mach1	8	\$18.13
954-0098	JT2720 Mach1	8	\$18.00
954-0097	JT3020 Mach1	4	\$75.03
954-0096	JT922 Coarse Thread JT2020 Mach1 JT1220 Mach1	4	\$23.09
954-0095	JT5	4	\$30.20
954-0379	JT922 Fine Thread		\$16.91

### Wire Pulling Collars

Part #	Description	Price
954-0368	2 Leg Pulling Collar - 2000lb Capacity	\$52.00
954-0369	4 Leg Pulling Collar - 2000lb Capacity	\$90.00
954-0370	2 Leg Pulling Collar - 5500lb Capacity	\$103.00
954-0371	4 Leg Pulling Collar - 5500lb Capacity	\$205.00
954-0372	2 Leg Pulling Collar - 8200lb Capacity	\$148.00
954-0373	4 Leg Pulling Collar - 8200lb Capacity	\$218.00
954-0374	2 Leg Pulling Collar - 9800lb Capacity	\$129.00
954-0375	4 Leg Pulling Collar - 9800lb Capacity	\$231.00

Drive Chucks & Sub Savers

Starter Rods & Quick Connects

Rock Tools

Housings

Bits & Blades

Adapters & Subs

Reamers

Swivels

PARTS & ACCESSORIES

## Rock Bit Hardware

Hardware for a hard job — from our exclusive Hot Shot adaptor down to the bolts that keep everything together.


### Hot Shot Adapters

Part #	Description	Price
954-0020	Fits 2750 Series & 3000 Series Radius Rock Bits	\$24.50
954-0021	Fits 3500 Series Radius Rock Bits	\$35.00
954-0297	Fits 4500 Series Radius Rock Bits	\$70.52



### Bolts & Screws

Part #	Description	Fits Model	Price
954-0294	SHCS .375"-16 x 1.25" for Hot Shot Pulling Adapter	2750 & 3000 Series Radius Rock Bits	\$0.70
954-0296	SHCS .5"-13 x 1.25" for Hot Shot Pulling Adapter	3500 Series Radius Rock Bit	\$1.47
954-0298	SHCS .625"-11 x 2" for Hot Shot Pulling Adapter	4500 Series Radius Rock Bit	\$2.99



## Radius offers compatible Melfred Borzall Rock Bit Teeth.

### Eagle Claw Compatible Rock Bit Teeth

Part #	Description	OEM Part Number	Price
954-0282	2.75" Radius Rock Tooth (Dome)	EC42A1-C-02	\$7.53
954-0244	2.75" Radius Rock Tooth (Frac)	EC42A1-C-01	\$7.87
954-0237	3" Radius Rock Tooth (Frac)	EC35A1-C-01	\$10.05
954-0238	3" Radius Rock Tooth (Dome)	EC35A1-C-02	\$12.63
954-0241	3.5" Radius Rock Tooth (Frac)	EC50A1-C-01	\$10.06
954-0242	3.5" Radius Rock Tooth (Dome)	EC50A1-0-02	\$16.44
954-0388	5.5" EC Rock Tooth (Frac)	EC55A1-C-01	\$22.00
954-0389	5.5" EC Rock Tooth (Dom)	EC55A1-C-02	\$23.00
954-0390	6.5" EC Rock Tooth (Frac)	EC65A1-C-01	\$26.00
954-0391	6.5" EC Rock Tooth (Dom)	EC65A1-C-02	\$26.50

## Radius offers compatible Railhead Rock Bit Teeth.

### Railhead Compatible Rock Bit Teeth

Part #	Description	OEM Part Number	Price
954-0256	2.75" RH Tooth (Frac)	RH5013	\$7.65
954-0282	2.75" Radius Rock Tooth (Dome)	RH5031	\$7.53
954-0244	2.75" Radius Rock Tooth (Frac)	RH5019	\$7.87
954-0241	3.5" Radius Rock Tooth (Frac)	RH5026	\$10.06
954-0242	3.5" Radius Rock Tooth (Dome)	RH5030	\$16.44
954-0262	4.125" RH Tooth AGGR	RH5029	\$19.66
954-0261	4.125" RH Tooth AGGR	RH5023	\$20.16

**For Radius  
Rock  
Bit Teeth**  
see page 17.

## Weld-On Reamer Cutters

Don't replace your entire reamer, get more life out of it with these high-quality weld-on teeth.

Weld-On Reamer Cutters		
Part #	Description	Price
954-0071	Weld-On Cutter Block (2.20" H x 1.25" W) (.75" Diameter Hole)	\$8.64
954-0072	Weld-On Cutter Block (2.24" H x 1.75" W) (.765" Diameter Hole)	\$9.61
954-0073	Conical Tooth for Small Block (3.41" H) (.735" Diameter Shank)	\$10.20
954-0074	Conical Tooth for Large Block (3.362" H) (.765" Diameter Shank)	\$8.59
954-0075	Weld-On Carbide Cutter (1.25" H x 1" L x .5" W)	\$6.00
954-0076	Weld-On Carbide Cutter (1.76" H x 1.58" L x .88" W)	\$11.00
954-0077	Weld-On Carbide Cutter (2.17" H x 2.36" L x .720" W)	\$10.50
954-0078	Weld-On Carbide Angled Cutter (1.26" H x 2.257" L x 1.06 W)	\$12.50
954-0079	Weld-On Carbide Angled Cutter (1.6" H x 2.461" L x 1.375" W)	\$20.50
954-0425	Weld-on Carbide Cutter (1.78" H x 1.302" L x .5" W)	\$6.50
954-0498	Extra Small Angle Cutter (.84" H x 1.394" L x .610 W)	\$6.35
954-0512	Conical Tooth for Cutter Block (2.14" H) (.440" Diameter Shank)	\$6.52
954-0513	Weld-on Cutter Block (1.65" H x .75" W) (.440" Diameter Hole)	\$4.85

Roller Cone Segments/New/Sealed Bearings		
Part #	Description	Price
954-0535	6.5" Focus Mill Tooth	\$775.00
954-0536	6.75" Focus Mill Tooth	\$775.00
954-0531	7.875" Focus Mill Tooth	\$1,100.00
954-0396	8.75" Mill Tooth	\$1,800.00
954-0533	9.875" Focus Mill Tooth	\$1,950.00
954-0397	12.25" Focus Mill Tooth	\$3,500.00
954-0507	6.5" Focus TCI	\$985.00
954-0530	6.75" TCI Focus	\$775.00
954-0586	7.875" Focus TCI	\$1,825.00
954-0568	8.5" Focus TCI	\$2,375.00
954-0587	9.875" Focus TCI	\$2,925.00
954-0398	12.25" Focus TCI	\$4,600.00
954-0492	6.75" Random Bit Third	\$3,409.27
954-0493	9" Random Bit Third	\$3,106.00
954-0494	12.25" Random Bit Third	\$4,896.75
954-0570	17.5" Random Bit Third	\$9,007.00



Weld-On Carbide Cutter - Large



Mill Tooth Segment



TCI Cone Segment



Random Bit Segment

Drive Chucks & Sub Savers

Starter Rods & Quick Connects

Rock Tools

Housings

Bits & Blades

Adapters & Subs

Reamers

Swivels

PARTS & ACCESSORIES

## Thread Identification Kit

The Radius thread ID kit makes it easy to know exactly what thread you have, or more importantly, which thread you need.

Ordering the wrong thread or sub can cost thousands in downtime and delays. This kit contains a number of thread gauges to easily identify all sizes of Vermeer pipe and quick connect threads, Ditch Witch pipe and EZ connection threads, API regular and IF Threads as well as other OEM threads common to HDD.

The Radius thread ID kits is also very useful in identifying various unknown subs in your yard that have plenty of useful life left.



### Thread Identification Kit

Part #	Description	Price
954-0159	Thread Identification Kit	<del>\$125.00</del>

**NOW ONLY**  
**\$100!**

## Lubricants and Grease



### Lubricants & Grease

Part #	Description	Price
954-0067	Jet-Lube® Kopr-Kote Thread Lube (1 gal)	\$52.20
954-0068	Jet-Lube Kopr-Kote Thread Lube (2 gal)	\$85.50
954-0069	Jet-Lube Kopr-Kote Thread Lube (5 gal)	\$185.00
954-0070	Jet-Lube Kopr-Kote Thread Lube (20 oz tube)	\$10.75
954-0419	Jet-Lube <b>ECO-SAFE</b> Thread Lube (1 gal)	\$53.00
954-0378	Jet-Lube <b>ECO-SAFE</b> Thread Lube (2 gal)	\$86.00
954-0448	Jet-Lube <b>ECO-SAFE</b> Thread Lube (5 gal)	\$186.00
954-0795	Jet-Lube 21 (1 gal)	\$43.50
954-0796	Jet-Lube 21 (2 gal)	\$79.50
954-0797	Jet-Lube 21 (5 gal)	\$176.50

### Tracing Wire

Part #	Description	Price
954-0057	(1000') #8 Copper Red / Electrical	\$395.00
954-0058	(1000') #8Copper Blue / Water	\$395.00
954-0059	(1000') #8 Copper Green / Sewer	\$395.00
954-0060	(1000') #8 Copper Orange / Fiber (Communication)	\$395.00
954-0061	(1000') #8 Copper Yellow / Gas	\$395.00



## Work Gear & Jobsite Supplies

Your job is tough enough. Why make it harder going place to place to find what you need for the jobsite? We've got you covered, right here.

Job Site Supplies		
Part #	Description	Price
954-0157	Marking Flags - Pink Neon - 100 Pack	\$7.00
954-0158	Marking Flags - Green Neon - 100 Pack	\$7.00
954-0317	Marking Flags - Red - 100 Pack	\$7.50
954-0318	Marking Flags - Blue - 100 Pack	\$7.50
954-0319	Marking Flags - White - 100 Pack	\$7.50
954-0178	Yellow CAUTION Tape (3" x 300')	\$4.75
954-0180	Yellow CAUTION Tape (3" x 1000')	\$11.33
954-0179	Red DANGER Tape (3" x 1000')	\$12.20
954-0176	Orange Traffic Cone (14" Base x 28" H)	\$12.00
954-0177	Orange Mesh Safety Netting (4' x 100')	\$35.50
954-0171	10 gal Orange Insulated Water Cooler with Spout	\$88.69
954-0172	3 gal Orange Insulated Water Cooler with Spout	\$40.50
954-0174	Batteries C cell - 10 pack	\$15.75
954-0175	Batteries AA - 4 pack	\$19.00
954-0202	3" x 6' Web Sling - 18,000 lbs	\$33.42
954-0203	3" x 12' Web Sling - 18,000 lbs	\$67.00
954-0161	Contractor Shovel	\$17.25
954-0162	Soil Probe / Rod	\$28.80
954-0173	Motorola® 2-Way Rechargeable Radios (Pair - 5 mile Range)	\$234.50
954-0438	Wireline Adapter Kit	\$170.00
954-0314	Wireline Adapter	\$11.85
954-0160	Contractor Spade	\$42.50
954-0649	Fire Extinguisher 10LB, B & C Potassium Bicarbonate	\$148.00
954-0650	Fire Extinguisher 20LB, B & C Potassium Bicarbonate	\$220.00
954-0651	Fire Extinguisher 4LB, B & C Sodium Bicarbonate	\$85.00
954-0509	Vise Wrench Set, Manual (3000lb-ft)	\$595.00
954-0447	Jet lok II (Thread lock), 2 pc Epoxy Resin/Activator	\$23.50
954-0711	Petol SLM Grip Tongs, 1" - 2-1/4" OD, 16" Handle	\$1,468.50
954-0712	Petol SLM Grip Tongs, 2-3/8"-4" OD, 28" Handle	\$1,771.50
954-0713	Petol SLM Grip Tongs, 3-3/4"-6-1/2" OD, 33" Handle	\$2,172.00

Gloves		
Part #	Description	Price
954-0209	Leather Gloves - S	\$2.81
954-0210	Leather Gloves - M	\$2.81
954-0211	Leather Gloves - L	\$2.81
954-0212	Leather Gloves - XL	\$2.98
954-0213	Pigskin Fleece Lined Gloves - M	\$7.80
954-0214	Pigskin Fleece Lined Gloves - L	\$7.80
954-0215	Pigskin Fleece Lined Gloves - XL	\$8.13
954-0216	Mechanics Gloves - M	\$28.81
954-0217	Mechanics Gloves - L	\$28.81
954-0218	Mechanics Gloves - XL	\$28.81
954-0219	Hand Warmers	\$4.50



Drive Chucks & Sub Savers  
 Starter Rods & Quick Connects  
 Rock Tools  
 Housings  
 Bits & Blades  
 Adapters & Subs  
 Reamers  
 Swivels  
**PARTS & ACCESSORIES**

## Work Gear & Jobsite Supplies, cont'd.

### Safety Gear

Part #	Description	Price
954-0196	Foam Ear Plugs	\$0.35
954-0193	Safety Glasses - Mirror	\$8.14
954-0192	Safety Glasses - Clear	\$8.70
954-0191	Safety Glasses - Gray	\$9.26
954-0190	Safety Glasses - Amber	\$9.71
954-0194	Safety Glasses - Green	\$10.17
954-0195	Safety Glasses - Indoor/Outdoor	\$9.23
954-0225	Orange Economy Safety Vest - One Size	\$5.82
954-0223	Orange Economy Safety Vest - L	\$7.80
954-0224	Orange Economy Safety Vest - XL	\$7.80
954-0220	Two Tone Safety Vest - S/M	\$22.12
954-0221	Two Tone Safety Vest - L/XL	\$21.85
954-0222	Two Tone Safety Vest - 2XL/3XL	\$21.85
954-0187	Back Support - L	\$16.50
954-0188	Back Support - XL	\$16.50
954-0189	Back Support - 2XL	\$16.50
954-0666	Moldex Ear Plugs w/ Cord (Box of 100) NRR33db	\$42.85
954-0667	Moldex Disposable Respirators (10PK) Particulate Respirators	\$25.95
954-0668	Halfmask Cartridge Respirator, 3M Brand 4	\$23.35
954-0670	3M Respirator Filters, Fits 954-0669 Cartridges (N-95)	\$10.00

### Hard Hats & Liners

Part #	Description	Price
954-0186	Yellow	\$8.24
954-0349	Orange Full Brim	\$10.75
954-0350	White Full Brim	\$10.75
954-0182	White	\$19.27
954-0181	High Visibility Yellow	\$26.86
954-0204	Knit Hard Hat Liner	\$7.81
954-0205	Knit Full Face Hard Hat Liner	\$8.87
954-0206	Fleece Hard Hat Beanie	\$9.17
954-0207	Knit Full Face Cold Mask	\$6.88
954-0208	Insulated Dbl Winter Liner	\$11.22

### Batteries

Part #	Description	Price
954-0402	CT-Silver Lithium Super Cell	\$112.00
954-0403	CT-Blue Lithium	\$40.00
954-0404	NI-CD Rechargeable	\$60.00
954-0728	F Series Battery Pack	\$210.00





## Work Gear & Jobsite Supplies, cont'd.

### Rain Suits

Part #	Description	Price
954-0226	Yellow 35 Mil - M	\$10.44
954-0227	Yellow 35 Mil - L	\$10.44
954-0228	Yellow 35 Mil - XL	\$10.44
954-0229	Yellow 35 Mil - 2XL	\$10.44
954-0230	Yellow 35 Mil - 3XL	\$10.44
954-0231	HD Luminator PVC - M	\$46.50
954-0232	HD Luminator PVC - L	\$46.50
954-0233	HD Luminator PVC - XL	\$46.50
954-0234	HD Luminator PVC - 2XL	\$49.95
954-0235	HD Luminator PVC - 3XL	\$49.95
954-0236	Ponchos One-Size	\$5.00

### First Aid & Skin Protection

Part #	Description	Price
954-0197	Truck First Aid Kit	\$34.66
954-0648	North First Aid Kit, 25 Person	\$42.22
954-0198	Insect Repellant - Double Strength	\$9.93
954-0200	Sting Relief Swabs	\$2.95
954-0201	Insect Repellant/Sunscreen Towel	\$1.25

### Electrical Protection

Part #	Product	Info	Price
954-0652	Servus Dielectric Overshoes w/ 2 Buckles 20K VR	Size 8	\$155.00
954-0653	Servus Dielectric Overshoes w/ 2 Buckles 20K VR	Size 9	\$155.00
954-0654	Servus Dielectric Overshoes w/ 2 Buckles 20K VR	Size 10	\$155.00
954-0655	Servus Dielectric Overshoes w/ 2 Buckles 20K VR	Size 11	\$155.00
954-0656	Servus Dielectric Overshoes w/ 2 Buckles 20K VR	Size 12	\$155.00
954-0657	Servus Dielectric Overshoes w/ 2 Buckles 20K VR	Size 13	\$155.00
954-0769	Servus Dielectric Overshoes w/ 2 Buckles 20K VR	Size 14	\$155.00
954-0658	Lineman's Glove Kits Class 0	Size 8" 11" OAI	\$133.60
954-0659	Lineman's Glove Kits Class 0	Size 9" 11" OAI	\$133.60
954-0660	Lineman's Glove Kits Class 0	Size 10" 11" OAI	\$133.60
954-0661	Lineman's Glove Kits Class 0	Size 11" 11" OAI	\$133.60
954-0662	Lineman's Glove Kits Class 2	Size 8" 14" OAI	\$257.50
954-0663	Lineman's Glove Kits Class 2	Size 9" 14" OAI	\$257.50
954-0664	Lineman's Glove Kits Class 2	Size 10" 14" OAI	\$257.50
954-0665	Lineman's Glove Kits Class 2	Size 11" 14" OAI	\$257.50
954-0770	Servus Dielectric Overboots w/ 1 Buckles 20K VR	Size 9	\$165.00
954-0771	Servus Dielectric Overboots w/ 1 Buckles 20K VR	Size 10	\$165.00
954-0772	Servus Dielectric Overboots w/ 1 Buckles 20K VR	Size 11	\$165.00
954-0773	Servus Dielectric Overboots w/ 1 Buckles 20K VR	Size 12	\$165.00
954-0774	Servus Dielectric Overboots w/ 1 Buckles 20K VR	Size 13	\$165.00
954-0775	Servus Dielectric Overboots w/ 1 Buckles 20K VR	Size 14	\$165.00



Drive Chucks & Sub Savers

Starter Rods & Quick Connects

Rock Tools

Housings

Bits & Blades

Adapters & Subs

Reamers

Swivels

**PARTS & ACCESSORIES**

## Work Gear & Jobsite Supplies, cont'd.

### Flame Resistant

Part #	Product	Info	Price
954-0671	Flame Resistant Coveralls	Royal Blue, Size S	\$85.00
954-0672	Flame Resistant Coveralls	Royal Blue, Size M	\$85.00
954-0673	Flame Resistant Coveralls	Khaki, Size L	\$85.00
954-0674	Flame Resistant Coveralls	Royal Blue, Size XL	\$85.00
954-0675	Flame Resistant Coveralls	Royal Blue, Size XXL	\$99.50
954-0676	Flame Resistant Coveralls	Royal Blue, Size XXXL	\$106.50
954-0723	Flame Resistant Gloves	Size M	\$41.00
954-0724	Flame Resistant Gloves	Size L	\$41.00
954-0725	Flame Resistant Gloves	Size XL	\$41.00
954-0726	Flame Resistant Gloves	Size XXL	\$41.00



### Drilling Mud and Additives

Part #	Product	Info	Price
954-0440	Hydraul-EZ 50 LB Bag		\$9.79
954-0549	30" Dope Brush	Applicator for Antiseize	\$17.00
954-0580	Super Gel X	HY Bentonite, 200 BBL, 50LB Bag	\$6.45
954-0581	Cetco Drill-Terge	Wetting Agent, 5 Gallon Pail	\$78.00
954-0582	Cetco Insta-Visplus	Liquid drilling polymer, 5 Gallon	\$174.50
954-0583	Cetco Claycutter	Clay Inhibitor, 5 Gallon Pail	\$235.00
954-0584	Cetco Superthin	Drilling Fluid Thinner 5 Gallon	\$150.00
954-0585	Cetco Soda Ash	Sodium Carbonate, PH Balancer	\$30.00



### Wireline

Part #	Product	Info	Price
954-0314	Wireline Adapter		\$11.85
954-0438	Wireline Adapter Kit		\$170.00
954-0459	Heat Shrink HIM Black HS	.375" x 4ft	\$13.50
954-0460	Downhole Wire	10/7 strand 45mil, 1000ft reel	\$350.00
954-0461	Nicopress Wire Sleeves	FW-2-3 3/4	\$0.79
954-0462	Crimping Tool #51	Wireline crimpers	\$185.00
954-0463	2.875 IF Spider		\$54.00
954-0464	3.5 IF Spider		\$67.50
954-0465	4.5 IF & 5.5 FH Spider		\$94.50



### Thread Protectors

Part #	Description	Price
954-0740	2.375" Reg Pin	\$4.36
954-0741	2.375" Reg Box	\$4.36
954-0742	2.875" Reg Pin	\$4.44
954-0743	2.875" Reg Box	\$4.44
954-0744	2.875" IF Pin	\$4.44
954-0745	2.875" IF Box	\$4.44
954-0746	3.5" Reg Pin	\$5.16
954-0747	3.5" Reg Box	\$5.16
954-0748	3.5" IF Pin	\$5.16
954-0749	3.5" IF Box	\$5.16
954-0750	4.5" Reg Pin	\$5.96
954-0751	4.5" Reg Box	\$5.96
954-0752	4.5" IF & 5" XH API Pin	\$5.96
954-0753	4.5" IF & 5" XH API Box	\$5.96
954-0754	5.5" Full Hole Pin	\$7.04
954-0755	5.5" Full Hole Box	\$7.04
954-0756	6.625" Reg Pin	\$6.96
954-0757	6.625" Reg Box	\$6.96
954-0758	6.625" IF Pin	\$9.26
954-0759	6.625" IF Box	\$9.26
954-0760	6.625" Full Hole Pin	\$7.50
954-0761	6.625" Full Hole Box	\$7.50

### Drill Pipe

Part #	Description	Info	Price
	Drill Pipe		
PIP-0020	2-7/8" IF Drill Pipe	3.500 x 15' DD-6	Call for Pricing
PIP-0025	TT4X	1.660 x 5'	Call for Pricing
PIP-0011	CASE 6010	2.063 x 10'	Call for Pricing
PIP-0015	CASE 6030	2.375 x 10'	Call for Pricing
	<b>DITCH WITCH Drill Pipe</b>		
PIP-0002	JT 920/921	1.660 x 6'	Call for Pricing
PIP-0003	JT 922	1.660 x 6'	Call for Pricing
PIP-0005	JT 920L	1.660 x 10'	Call for Pricing
PIP-0006	JT 1220	1.900 x 10'	Call for Pricing
PIP-0008	JT1720	2.063 x 10'	Call for Pricing
PIP-0010	JT2020	2.063 x 10'	Call for Pricing
PIP-0012	DW2720	2.375 x 10'	Call for Pricing
PIP-0013	JT2720 / JT3020	2.375 x 10'	Call for Pricing
PIP-0017	JT4020	2.875 x 15'	Call for Pricing
PIP-0018	JT4020M	2.875 x 15'	Call for Pricing
PIP-0021	JT7020	3.500 x 15'	Call for Pricing
	<b>VERMEER Drill Pipe</b>		
PIP-0001	D 7x11	1.660 x 6'	Call for Pricing
PIP-0004	D 10 x 15	1.660 x 10'	Call for Pricing
PIP-0007	D1620	1.900 x 10'	Call for Pricing
PIP-0009	D20x22 / D24x26	2.063 x 10'	Call for Pricing
PIP-0014	D24x40	2.375 x 10'	Call for Pricing
PIP-0016	D50x100	2.875 x 15'	Call for Pricing
PIP-0019	D80x100	3.500 x 15'	Call for Pricing
PIP-0023	D100x120	3.500 x 20'	Call for Pricing



Our full line of parts and accessories is also available online at [www.RadiusHDD.com](http://www.RadiusHDD.com)



Drive Chucks & Sub Savers

Starter Rods & Quick Connects

Rock Tools

Housings

Bits & Blades

Adapters & Subs

Reamers

Swivels

**PARTS & ACCESSORIES**



**Know what's below.  
Call before you dig.**



215 Lemmuel Dr. BLDG #9 · Weatherford, TX 76085

800-892-9114 · RadiusHDD.com

Radius is a registered trademark of Radius HDD Direct, LLC. Astec is a registered trademark of Astec Underground. American Augers is a registered trademark of Astec Industries, Inc. Condux is a registered trademark of Condux International, Inc. Ditch Witch and Subsite are registered trademarks of The Charles Machine Works, Inc. Jet Lube is a registered trademark of Jet-Lube, Inc. Ramon is a registered trademark of Railhead Underground Products, LLC. Vermeer, Firestick are trademarks of Vermeer Manufacturing Company. Radius, A Charles Machine Works Company